

# Electric vehicle production

in the Czech Republic

January 2024



## Passenger cars


category M1

### January-January

culumation

share of total production

BEV	2024	6 682	-1 983	-22,9%
	2023	8 665		
PHEV	2024	2 483	-762	-23,5%
	2023	3 245		
Total EV	2024	9 165	-2 745	-23,0%
	2023	11 910		

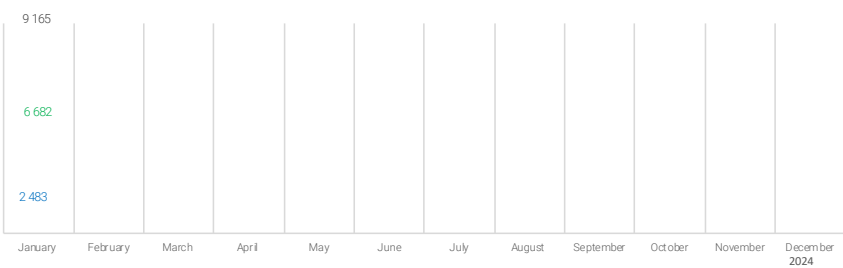


### January

month

share of total production

BEV	2024	6 682	-1 983	-22,9%
	2023	8 665		
PHEV	2024	2 483	-762	-23,5%
	2023	3 245		
Total EV	2024	9 165	-2 745	-23,0%
	2023	11 910		



ŠKODA AUTO a.s.



BEV	January-January	2024	3 406	-2 031	-37,4%
		2023	5 437		
PHEV	January	2024	3 406	-2 031	-37,4%
		2023	5 437		
PHEV	January-January	2024	539	-1 119	-67,5%
		2023	1 658		
EV	January	2024	539	-1 119	-67,5%
		2023	1 658		
EV	January-January	2024	3 945	-3 150	-44,4%
		2023	7 095		
EV	January	2024	3 945	-3 150	-44,4%
		2023	7 095		

Hyundai Motor  
Manufacturing Czech s.r.o.



BEV	January-January	2024	3 276	48	1,5%
		2023	3 228		
PHEV	January	2024	3 276	48	1,5%
		2023	3 228		
PHEV	January-January	2024	1 944	357	22,5%
		2023	1 587		
EV	January	2024	1 944	357	22,5%
		2023	1 587		
EV	January-January	2024	5 220	405	8,4%
		2023	4 815		
EV	January	2024	5 220	405	8,4%
		2023	4 815		



## Buses


categories M1, M2

### January-January

culumation

share of total production

BEV	2024	0	0	n/a
	2023	0		

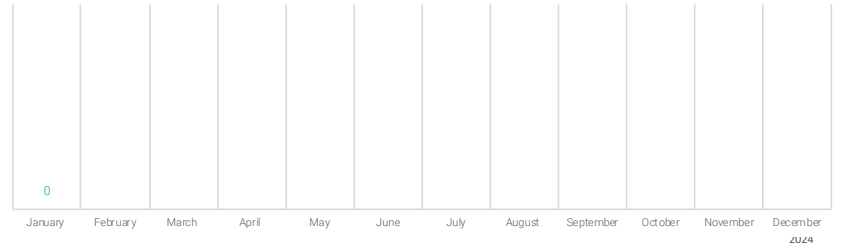


### January

month

share of total production

BEV	2024	0	0	n/a
	2023	0		



SOR Libchavy spol. s r.o.



BEV	January-January	2024	0	0	n/a
		2023	0		
EV	January	2024	0	0	n/a
		2023	0		

ŠKODA ELECTRIC a.s.



BEV	January-January	2024	0	0	n/a
		2023	0		
EV	January	2024	0	0	n/a
		2023	0		



## TOTAL Electric vehicles

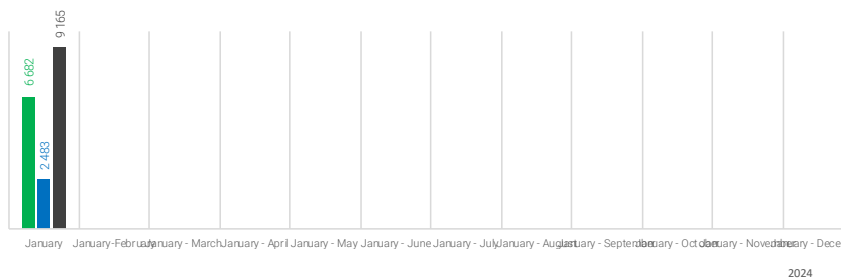
categories M1, M2 and M3

### January-January

culumation

share of total production

BEV	2024	6 682	-1 983	-22,9%
	2023	8 665		
PHEV	2024	2 483	-762	-23,5%
	2023	3 245		
Total EV	2024	9 165	-2 745	-23,0%
	2023	11 910		

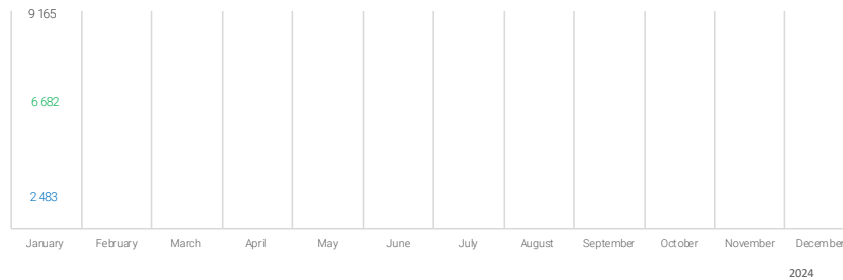


### January

month

share of total production

BEV	2024	6 682	-1 983	-22,9%
	2023	8 665		
PHEV	2024	2 483	-762	-23,5%
	2023	3 245		
Total EV	2024	9 165	-2 745	-23,0%
	2023	11 910		



As of January 2024, the format of the electric vehicle production sheet has been modified. The new format is more detailed, showing year-on-year comparisons of production in the passenger car and bus categories and comparing the share of electric vehicle production in total production.

© Sdružení automobilového průmyslu

20.02.2024

www.autosap.cz