

# Electric vehicle production

in the Czech Republic

October 2023



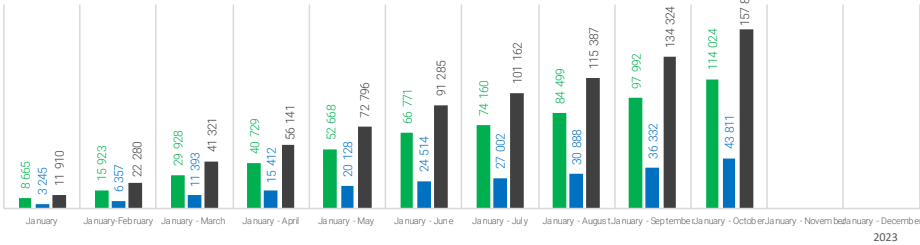
## Passenger cars

category M1

### January-October

cumulation

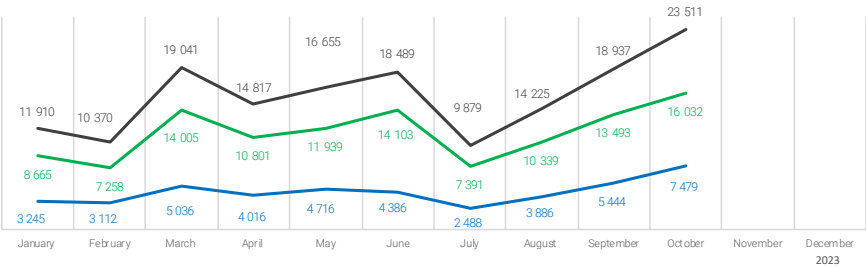
Total passenger vehicles production	1 162 315	100%
of these BEVs	114 024	9,81%
of these PHEVs	43 811	3,77%
Total electric passengers vehicles production	157 835	13,58%



### October

month

Total passenger vehicles production	144 382	100%
of these BEVs	16 032	11,10%
of these PHEVs	7 479	5,18%
Total electric passengers vehicles production	23 511	16,28%



ŠKODA AUTO a.s.



#### January-October

Total passenger vehicles production	722 394
of these BEVs	77 185
of these PHEVs	19 501
Total electric passengers vehicles production	96 686

#### October

Total passenger vehicles production	88 399
of these BEVs	11 181
of these PHEVs	4 842
Total electric passengers vehicles production	16 023

Hyundai Motor  
Manufacturing Czech s.r.o.



Total passenger vehicles production	286 600
of these BEVs	36 839
of these PHEVs	24 310
Total electric passengers vehicles production	61 149

Total passenger vehicles production	32 300
of these BEVs	4 851
of these PHEVs	2 637
Total electric passengers vehicles production	7 488



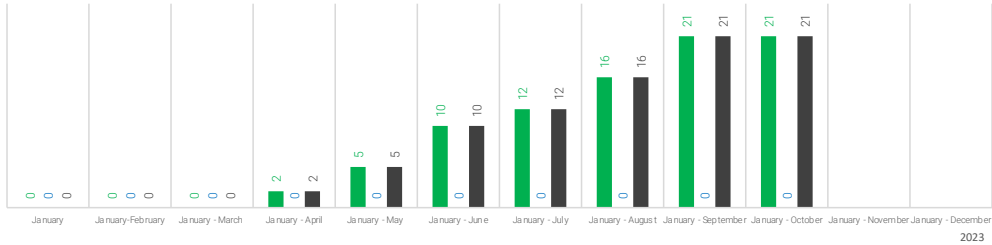
## Buses

categories M2 and M3

### January-October

cumulation

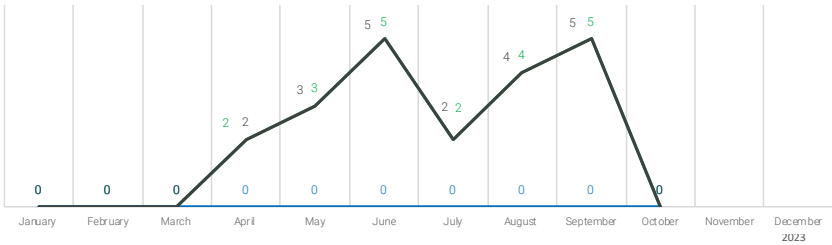
Total buses production	4 155	100%
of these BEVs	21	0,51%
of these PHEVs	0	0,00%
Total electric buses production	21	0,51%



### October

month

Total buses production	507	100%
of these BEVs	0	0,00%
of these PHEVs	0	0,00%
Total electric buses production	0	0,00%



SOR Libchavy spol. s r.o.



#### January-October

Total buses production	256
of these BEVs	21
of these PHEVs	0
Total electric buses production	21

#### October

Total buses production	27
of these BEVs	0
of these PHEVs	0
Total electric buses production	0

ŠKODA ELECTRIC a.s.



#### January-October

Total buses production	0
of these BEVs	0
of these PHEVs	0
Total electric buses production	0

#### October

Total buses production	0
of these BEVs	0
of these PHEVs	0
Total electric buses production	0



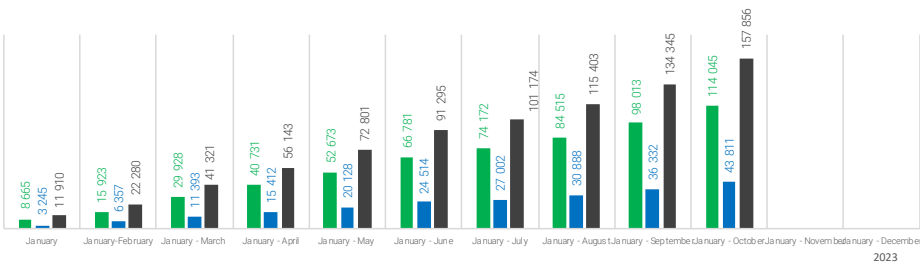
## TOTAL Electric vehicles

categories M1, N1, M2 and M3

### January-October

cumulation

Total BEVs production	114 045
Total PHEVs production	43 811
Total electric vehicles production	157 856



### October

month

Total BEVs production	16 032
Total PHEVs production	7 479
Total electric vehicles production	23 511

