

# Electric vehicle production

The category represents only a subsection of the total vehicle production.

in the Czech Republic

## October 2024



### Passenger cars

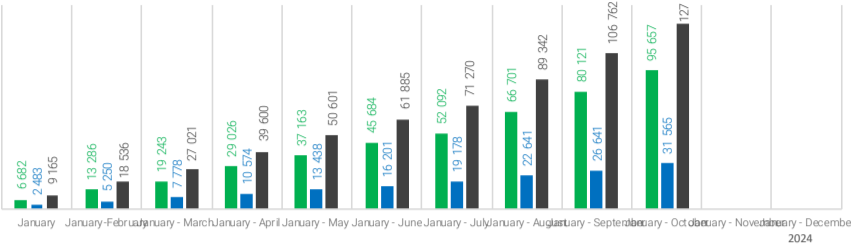
category M1

#### January-October

culumation

share of total production

Category	Year	Production	Change	Share
BEV	2024	95 657	-18 367	-16,1%
	2023	114 024		7,7%
PHEV	2024	31 565	-12 246	-28,0%
	2023	43 811		2,5%
Total EV	2024	127 222	-30 613	-19,4%
	2023	157 835		10,3%

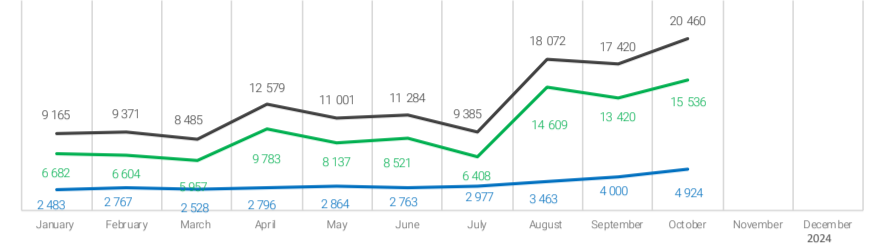


#### October

month

share of total production

Category	Year	Production	Change	Share
BEV	2024	15 536	-496	-3,1%
	2023	16 032		5,0%
PHEV	2024	4 924	-2 555	-34,2%
	2023	7 479		1,6%
Total EV	2024	20 460	-3 051	-13,0%
	2023	23 511		6,5%



ŠKODA AUTO a.s.



Category	Year	Production	Change	Share
BEV	January-October 2024	67 787	-9 398	-12,2%
	January-October 2023	77 185		
BEV	October 2024	13 175	1 994	17,8%
	October 2023	11 181		
PHEV	January-October 2024	12 868	-6 633	-34,0%
	January-October 2023	19 501		
PHEV	October 2024	2 880	-1 962	-40,5%
	October 2023	4 842		
EV	January-October 2024	80 655	-16 031	-16,6%
	January-October 2023	96 686		
EV	October 2024	16 055	32	0,2%
	October 2023	16 023		

Hyundai Motor Manufacturing Czech s.r.o.



Category	Year	Production	Change	Share
BEV	January-October 2024	27 870	-8 969	-24,3%
	January-October 2023	36 839		
BEV	October 2024	2 361	-2 490	-51,3%
	October 2023	4 851		
PHEV	January-October 2024	18 697	-5 613	-23,1%
	January-October 2023	24 310		
PHEV	October 2024	2 044	-593	-22,5%
	October 2023	2 637		
EV	January-October 2024	46 567	-14 582	-23,8%
	January-October 2023	61 149		
EV	October 2024	4 405	-3 083	-41,2%
	October 2023	7 488		



### Buses

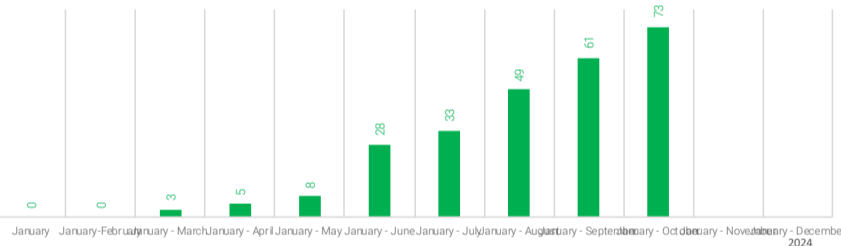
categories M1, M2

#### January-October

culumation

share of total production

Category	Year	Production	Change	Share
BEV	2024	73	47	180,8%
	2023	26		2,1%

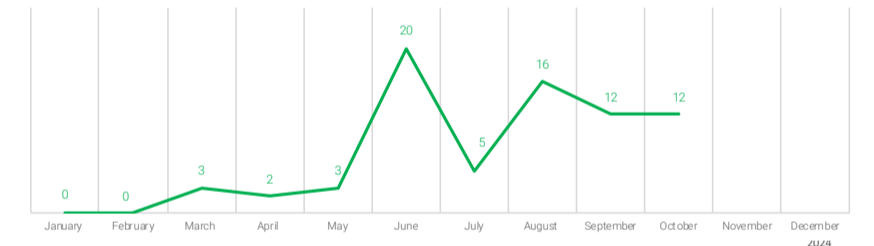


#### October

month

share of total production

Category	Year	Production	Change	Share
BEV	2024	12	9	300,0%
	2023	3		3,3%



SOR Libchavy spol. s r.o.



Category	Year	Production	Change	Share
BEV	January-October 2024	35	14	66,7%
	January-October 2023	21		
BEV	October 2024	2	2	#####
	October 2023	0		

ŠKODA ELECTRIC a.s.



Category	Year	Production	Change	Share
BEV	January-October 2024	0	0	n/a
	January-October 2023	0		
BEV	October 2024	0	0	n/a
	October 2023	0		

Iveco Czech Republic, a. s.



Category	Year	Production	Change	Share
BEV	January-October 2024	38	33	660,0%
	January-October 2023	5		
BEV	October 2024	10	7	233,3%
	October 2023	3		



### TOTAL Electric vehicles

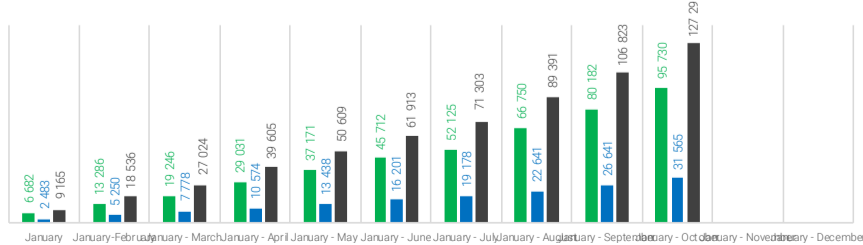
categories M1, M2 and M3

#### January-October

culumation

share of total production

Category	Year	Production	Change	Share
BEV	2024	95 730	-18 320	-16,1%
	2023	114 050		7,7%
PHEV	2024	31 565	-12 246	-28,0%
	2023	43 811		2,5%
Total EV	2024	127 295	-30 566	-19,4%
	2023	157 861		10,2%

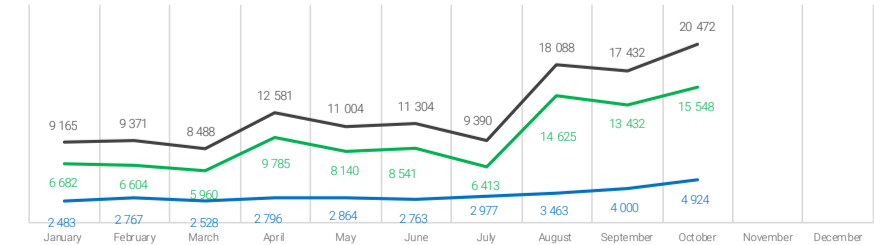


#### October

month

share of total production

Category	Year	Production	Change	Share
BEV	2024	15 548	-487	-3,0%
	2023	16 035		5,0%
PHEV	2024	4 924	-2 555	-34,2%
	2023	7 479		1,6%
Total EV	2024	20 472	-3 042	-12,9%
	2023	23 514		6,5%



2024

2024