

# Electric vehicle production

in the Czech Republic

November 2023



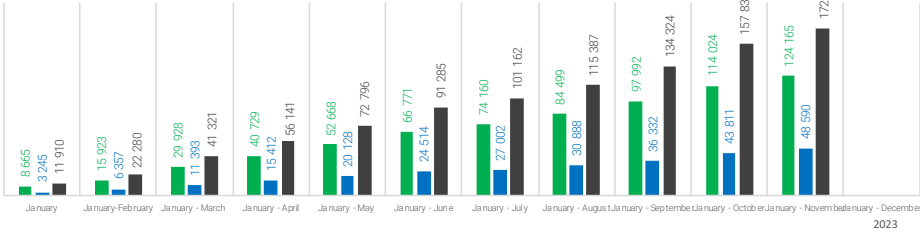
## Passenger cars

category M1

### January-November

cumulation

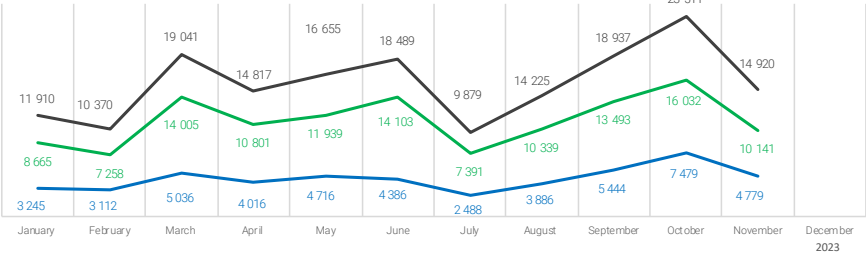
Total passenger vehicles production	1 300 612	100%
of these BEVs	124 165	9,55%
of these PHEVs	48 590	3,74%
Total electric passengers vehicles production	172 755	13,28%



### November

month

Total passenger vehicles production	138 297	100%
of these BEVs	10 141	7,33%
of these PHEVs	4 779	3,46%
Total electric passengers vehicles production	14 920	10,79%



ŠKODA AUTO a.s.



### January-November

Total passenger vehicles production	807 463
of these BEVs	82 697
of these PHEVs	21 968
Total electric passengers vehicles production	104 665

### November

Total passenger vehicles production	85 069
of these BEVs	5 512
of these PHEVs	2 467
Total electric passengers vehicles production	7 979

Hyundai Motor  
Manufacturing Czech s.r.o.



Total passenger vehicles production	317 500
of these BEVs	41 468
of these PHEVs	26 622
Total electric passengers vehicles production	68 090

Total passenger vehicles production	30 900
of these BEVs	4 629
of these PHEVs	2 312
Total electric passengers vehicles production	6 941



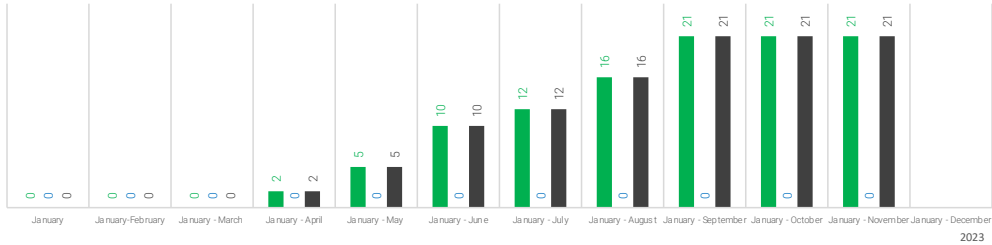
## Buses

categories M2 and M3

### January-November

cumulation

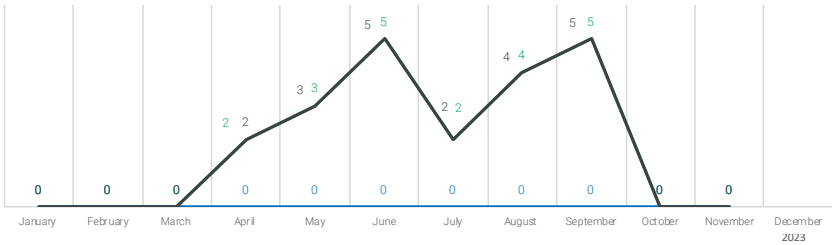
Total buses production	4 644	100%
of these BEVs	21	0,45%
of these PHEVs	0	0,00%
Total electric buses production	21	0,45%



### November

month

Total buses production	489	100%
of these BEVs	0	0,00%
of these PHEVs	0	0,00%
Total electric buses production	0	0,00%



SOR Libchavy spol. s r.o.



### January-November

Total buses production	323
of these BEVs	21
of these PHEVs	0
Total electric buses production	21

### November

Total buses production	67
of these BEVs	0
of these PHEVs	0
Total electric buses production	0

ŠKODA ELECTRIC a.s.



### January-November

Total buses production	0
of these BEVs	0
of these PHEVs	0
Total electric buses production	0

### November

Total buses production	0
of these BEVs	0
of these PHEVs	0
Total electric buses production	0



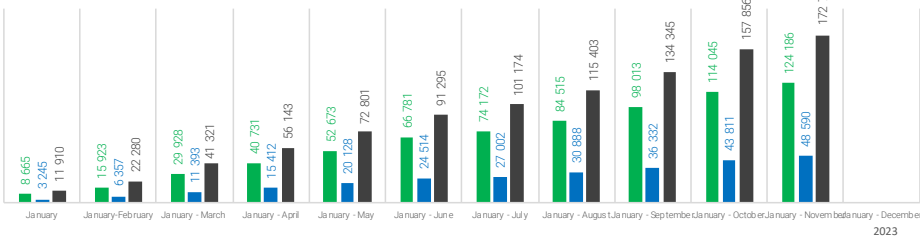
## TOTAL Electric vehicles

categories M1, N1, M2 and M3

### January-November

cumulation

Total BEVs production	124 186
Total PHEVs production	48 590
Total electric vehicles production	172 776



### November

month

Total BEVs production	10 141
Total PHEVs production	4 779
Total electric vehicles production	14 920

