

# Electric vehicle production

The category represents only a subsection of the total vehicle production.

in the Czech Republic

## November 2024



### Passenger cars

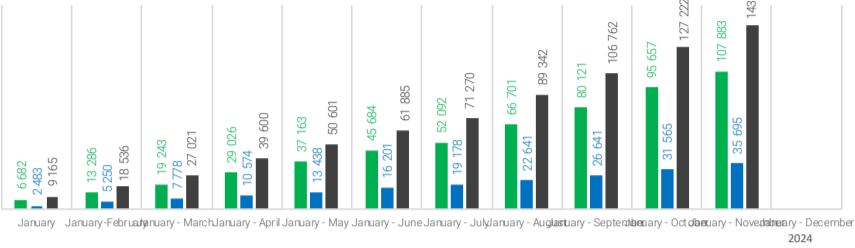
category M1

#### January-November

cumulation

share of total production

Category	Year	Production	Change	Share (%)
BEV	2024	107 883	-16 282	-13,1%
	2023	124 165		
PHEV	2024	35 695	-12 895	-26,5%
	2023	48 590		
Total EV	2024	143 578	-29 177	-16,9%
	2023	172 755		

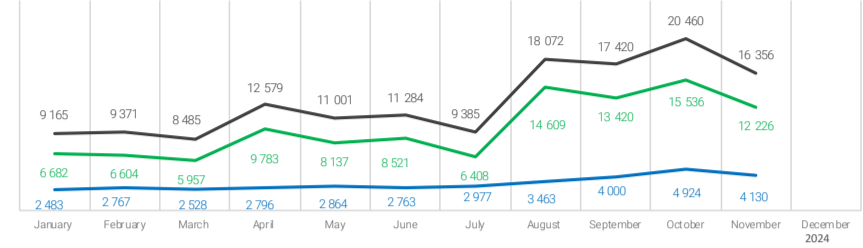


#### November

month

share of total production

Category	Year	Production	Change	Share (%)
BEV	2024	12 226	2 085	20,6%
	2023	10 141		
PHEV	2024	4 130	-649	-13,6%
	2023	4 779		
Total EV	2024	16 356	1 436	9,6%
	2023	14 920		



ŠKODA AUTO a.s.



Category	Period	Year	Production	Change	Share (%)
BEV	January-November	2024	76 262	-6 435	-7,8%
		2023	82 697		
BEV	November	2024	8 475	2 963	53,8%
		2023	5 512		
PHEV	January-November	2024	15 363	-6 605	-30,1%
		2023	21 968		
PHEV	November	2024	2 495	28	1,1%
		2023	2 467		
EV	January-November	2024	91 625	-13 040	-12,5%
		2023	104 665		
EV	November	2024	10 970	2 991	37,5%
		2023	7 979		

Hyundai Motor Manufacturing Czech s.r.o.



Category	Period	Year	Production	Change	Share (%)
BEV	January-November	2024	31 621	-9 847	-23,7%
		2023	41 468		
BEV	November	2024	3 751	-878	-19,0%
		2023	4 629		
PHEV	January-November	2024	20 332	-6 290	-23,6%
		2023	26 622		
PHEV	November	2024	1 635	-677	-29,3%
		2023	2 312		
EV	January-November	2024	51 953	-16 137	-23,7%
		2023	68 090		
EV	November	2024	5 386	-1 555	-22,4%
		2023	6 941		



### Buses

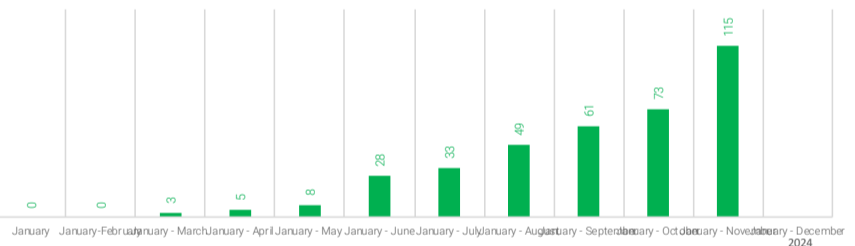
categories M1, M2

#### January-November

cumulation

share of total production

Category	Year	Production	Change	Share (%)
BEV	2024	115	89	342,3%
	2023	26		

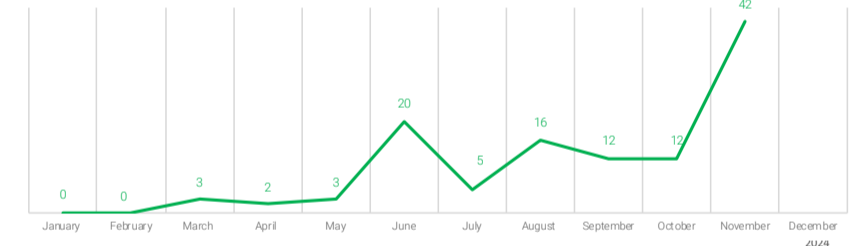


#### November

month

share of total production

Category	Year	Production	Change	Share (%)
BEV	2024	42	42	n/a
	2023	0		



SOR Libchavy spol. s r.o.



Category	Period	Year	Production	Change	Share (%)
BEV	January-November	2024	39	18	85,7%
		2023	21		
BEV	November	2024	4	4	#####
		2023	0		

ŠKODA ELECTRIC a.s.



Category	Period	Year	Production	Change	Share (%)
BEV	January-November	2024	0	0	n/a
		2023	0		
BEV	November	2024	0	0	n/a
		2023	0		

Iveco Czech Republic, a. s.



Category	Period	Year	Production	Change	Share (%)
BEV	January-November	2024	76	71	1420,0%
		2023	5		
BEV	November	2024	38	38	n/a
		2023	0		



### TOTAL Electric vehicles

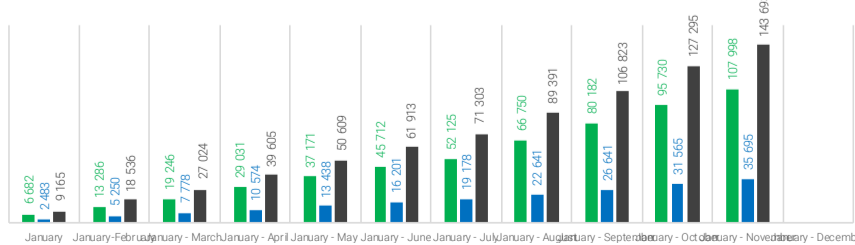
categories M1, M2 and M3

#### January-November

cumulation

share of total production

Category	Year	Production	Change	Share (%)
BEV	2024	107 998	-16 193	-13,0%
	2023	124 191		
PHEV	2024	35 695	-12 895	-26,5%
	2023	48 590		
Total EV	2024	143 693	-29 088	-16,8%
	2023	172 781		

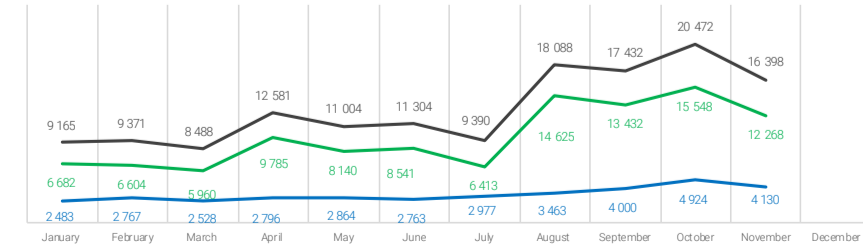


#### November

month

share of total production

Category	Year	Production	Change	Share (%)
BEV	2024	12 268	2 127	21,0%
	2023	10 141		
PHEV	2024	4 130	-649	-13,6%
	2023	4 779		
Total EV	2024	16 398	1 478	9,9%
	2023	14 920		



2024

2024