

# Electric vehicle production

in the Czech Republic

## February 2023



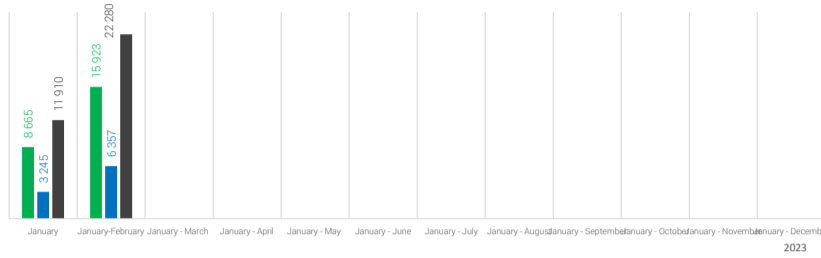
### Passenger cars

category M1

#### January-February

cumulation

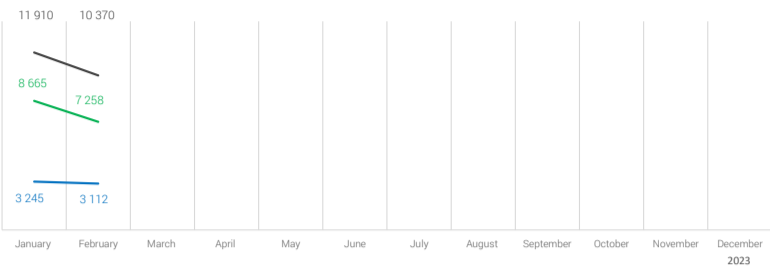
Total passenger vehicles production	215 101	100%
of these BEVs	15 923	7,40%
of these PHEVs	6 357	2,96%
<b>Total electric passengers vehicles production</b>	<b>22 280</b>	<b>10,36%</b>



#### February

month

Total passenger vehicles production	102 307	100%
of these BEVs	7 258	7,09%
of these PHEVs	3 112	3,04%
<b>Total electric passengers vehicles production</b>	<b>10 370</b>	<b>10,14%</b>



ŠKODA AUTO a.s.



Total passenger vehicles production	141 688
January-February of these BEVs	9 072
of these PHEVs	1 846
Total electric passengers vehicles production	10 918

Total passenger vehicles production	71 089
February of these BEVs	3 635
of these PHEVs	188
Total electric passengers vehicles production	3 823

Hyundai Motor Manufacturing Czech s.r.o.



Total passenger vehicles production	54 100
January-February of these BEVs	6 851
of these PHEVs	4 511
Total electric passengers vehicles production	11 362

Total passenger vehicles production	29 900
February of these BEVs	3 623
of these PHEVs	2 924
Total electric passengers vehicles production	6 547




### Buses

categories M2 and M3

#### January-February

cumulation

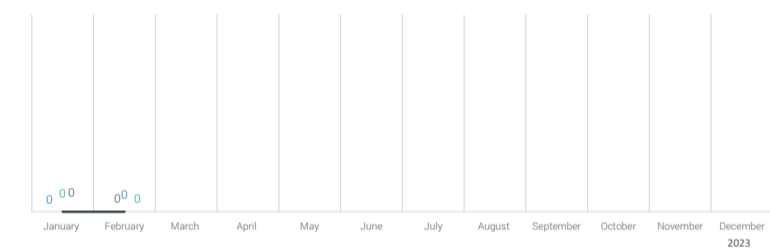
Total buses production	633	100%
of these BEVs	0	0,00%
of these PHEVs	0	0,00%
<b>Total electric buses production</b>	<b>0</b>	<b>0,00%</b>



#### February

month

Total buses production	407	100%
of these BEVs	0	0,00%
of these PHEVs	0	0,00%
<b>Total electric buses production</b>	<b>0</b>	<b>0,00%</b>



SOR Libchavy spol. s r.o.



Total buses production	45
January-February of these BEVs	0
of these PHEVs	0
Total electric buses production	0

Total buses production	35
February of these BEVs	0
of these PHEVs	0
Total electric buses production	0

ŠKODA ELECTRIC a.s.



Celkem vyrobeno autobusů	0
leden-září z toho BEV	0
z toho PHEV	0
Celkem vyrobeno elektrických autobusů	0

Celkem vyrobeno autobusů	0
září z toho BEV	0
z toho PHEV	0
Celkem vyrobeno elektrických autobusů	0



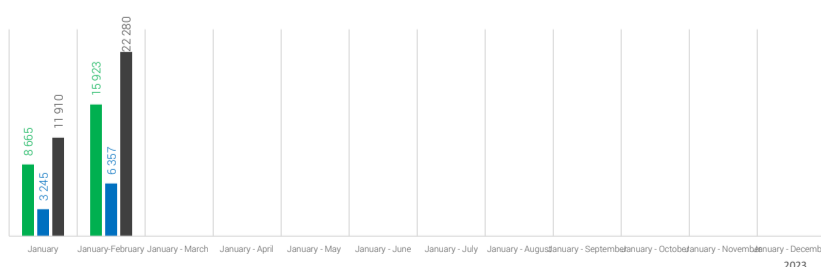
### TOTAL Electric vehicles

categories M1, N1, M2 and M3

#### January-February

cumulation

<b>Total BEVs production</b>	<b>15 923</b>
<b>Total PHEVs production</b>	<b>6 357</b>
<b>Total electric vehicles production</b>	<b>22 280</b>



#### February

month

<b>Total BEVs production</b>	<b>7 258</b>
<b>Total PHEVs production</b>	<b>3 112</b>
<b>Total electric vehicles production</b>	<b>10 370</b>

