

# Electric vehicle production

in the Czech Republic

February 2024



## Passenger cars


category M1

### January-February

culumation

share of total production

BEV	2024	13 286	-2 637	-16,6%
	2023	15 923		
PHEV	2024	5 250	-1 107	-17,4%
	2023	6 357		
Total EV	2024	18 536	-3 744	-16,8%
	2023	22 280		

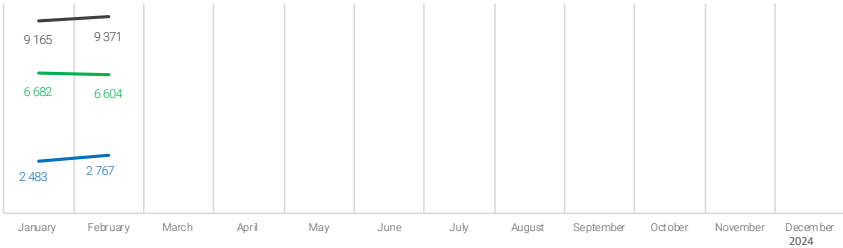


### February

month

share of total production

BEV	2024	6 604	-654	-9,0%
	2023	7 258		
PHEV	2024	2 767	-345	-11,1%
	2023	3 112		
Total EV	2024	9 371	-999	-9,6%
	2023	10 370		



ŠKODA AUTO a.s.



BEV	January-February	2024	7 015	-2 057	-22,7%
		2023	9 072		
	February	2024	3 609	-26	-0,7%
		2023	3 635		
PHEV	January-February	2024	1 590	-256	-13,9%
		2023	1 846		
	February	2024	1 051	863	459,0%
		2023	188		
EV	January-February	2024	8 605	-2 313	-21,2%
		2023	10 918		
	February	2024	4 660	837	21,9%
		2023	3 823		

Hyundai Motor Manufacturing Czech s.r.o.



BEV	January-February	2024	6 271	-580	-8,5%
		2023	6 851		
	February	2024	2 995	-628	-17,3%
		2023	3 623		
PHEV	January-February	2024	3 660	-851	-18,9%
		2023	4 511		
	February	2024	1 716	-1 208	-41,3%
		2023	2 924		
EV	January-February	2024	9 931	-1 431	-12,6%
		2023	11 362		
	February	2024	4 711	-1 836	-28,0%
		2023	6 547		



## Buses


categories M1, M2

### January-February

culumation

share of total production

BEV	2024	0	0	n/a
	2023	0		

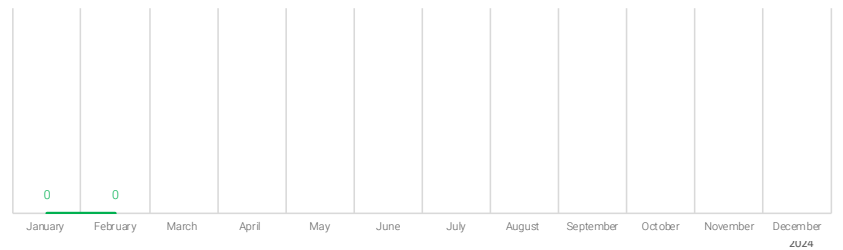


### February

month

share of total production

BEV	2024	0	0	n/a
	2023	0		



SOR Libchavy spol. s r.o.



BEV	January-February	2024	0	0	n/a
		2023	0		
	February	2024	0	0	n/a
		2023	0		

ŠKODA ELECTRIC a.s.



BEV	January-February	2024	0	0	n/a
		2023	0		
	February	2024	0	0	n/a
		2023	0		



## TOTAL Electric vehicles

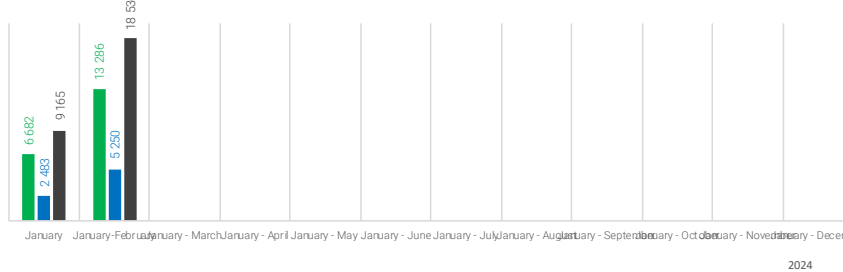
categories M1, M2 and M3

### January-February

culumation

share of total production

BEV	2024	13 286	-2 637	-16,6%
	2023	15 923		
PHEV	2024	5 250	-1 107	-17,4%
	2023	6 357		
Total EV	2024	18 536	-3 744	-16,8%
	2023	22 280		



### February

month

share of total production

BEV	2024	6 604	-654	-9,0%
	2023	7 258		
PHEV	2024	2 767	-345	-11,1%
	2023	3 112		
Total EV	2024	9 371	-999	-9,6%
	2023	10 370		

