

Electric vehicle production

in the Czech Republic

March 2023




Passenger cars

category M1

January-March

cumulation

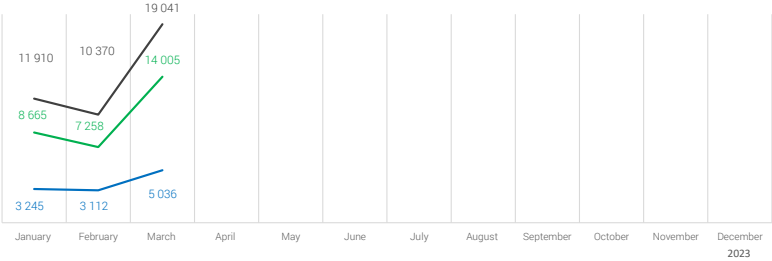
Total passenger vehicles production	353 770	100%
of these BEVs	29 928	8,46%
of these PHEVs	11 393	3,22%
Total electric passengers vehicles production	41 321	11,68%



March

month

Total passenger vehicles production	138 669	100%
of these BEVs	14 005	10,10%
of these PHEVs	5 036	3,63%
Total electric passengers vehicles production	19 041	13,73%



ŠKODA AUTO a.s.



January-March

Total passenger vehicles production	231 652
of these BEVs	18 636
of these PHEVs	3 622
Total electric passengers vehicles production	22 258

March

Total passenger vehicles production	89 964
of these BEVs	9 564
of these PHEVs	1 776
Total electric passengers vehicles production	11 340

Hyundai Motor
Manufacturing Czech s.r.o.



Total passenger vehicles production	88 300
of these BEVs	11 292
of these PHEVs	7 771
Total electric passengers vehicles production	19 063

Total passenger vehicles production	34 200
of these BEVs	4 441
of these PHEVs	3 260
Total electric passengers vehicles production	7 701




Buses

categories M2 and M3

January-March

cumulation

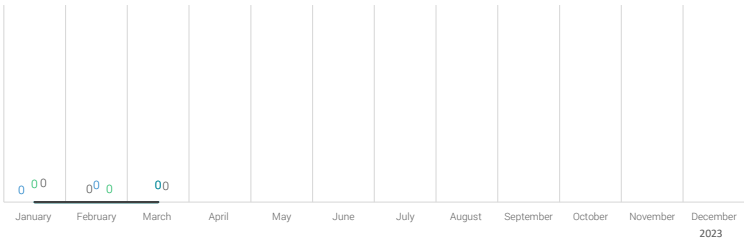
Total buses production	1 101	100%
of these BEVs	0	0,00%
of these PHEVs	0	0,00%
Total electric buses production	0	0,00%



March

month

Total buses production	468	100%
of these BEVs	0	0,00%
of these PHEVs	0	0,00%
Total electric buses production	0	0,00%



SOR Libchavy spol. s r.o.



January-March

Total buses production	71
of these BEVs	0
of these PHEVs	0
Total electric buses production	0

March

Total buses production	26
of these BEVs	0
of these PHEVs	0
Total electric buses production	0

ŠKODA ELECTRIC a.s.



leden-září

Celkem vyrobeno autobusů	0
z toho BEV	0
z toho PHEV	0
Celkem vyrobeno elektrických autobusů	0

září

Celkem vyrobeno autobusů	0
z toho BEV	0
z toho PHEV	0
Celkem vyrobeno elektrických autobusů	0




TOTAL Electric vehicles

categories M1, N1, M2 and M3

January-March

cumulation

Total BEVs production	29 928
Total PHEVs production	11 393
Total electric vehicles production	41 321



March

month

Total BEVs production	14 005
Total PHEVs production	5 036
Total electric vehicles production	19 041

