

Electric vehicle production

in the Czech Republic

March 2024



Passenger cars

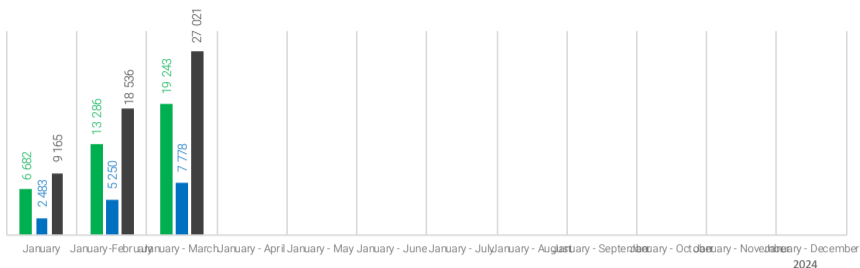
category M1

January-March

cumulation

share of total production

Category	2024	2023	Change	% Change	Share of total production
BEV	19 243	29 928	-10 685	-35,7%	4,9%
PHEV	7 778	11 393	-3 615	-31,7%	2,0%
Total EV	27 021	41 321	-14 300	-34,6%	6,9%

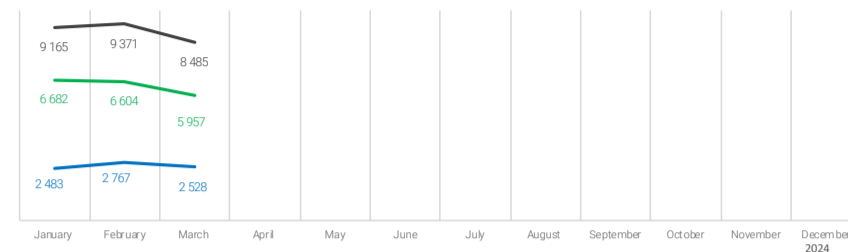


March

month

share of total production

Category	2024	2023	Change	% Change	Share of total production
BEV	5 957	14 005	-8 048	-57,5%	3,4%
PHEV	2 528	5 036	-2 508	-49,8%	1,5%
Total EV	8 485	19 041	-10 556	-55,4%	4,9%



ŠKODA AUTO a.s.



Category	2024	2023	Change	% Change
BEV (Jan-Mar)	10 171	18 636	-8 465	-45,4%
BEV (March)	3 156	9 564	-6 408	-67,0%
PHEV (Jan-Mar)	2 520	3 622	-1 102	-30,4%
PHEV (March)	930	1 776	-846	-47,6%
EV (Jan-Mar)	12 691	22 258	-9 567	-43,0%
EV (March)	4 086	11 340	-7 254	-64,0%

Hyundai Motor Manufacturing Czech s.r.o.



Category	2024	2023	Change	% Change
BEV (Jan-Mar)	9 072	11 292	-2 220	-19,7%
BEV (March)	2 801	4 441	-1 640	-36,9%
PHEV (Jan-Mar)	5 258	7 771	-2 513	-32,3%
PHEV (March)	1 598	3 260	-1 662	-51,0%
EV (Jan-Mar)	14 330	19 063	-4 733	-24,8%
EV (March)	4 399	7 701	-3 302	-42,9%



Buses


categories M1, M2

January-March

cumulation

share of total production

Category	2024	2023	Change	% Change	Share of total production
BEV	3	0	3	n/a	0,3%

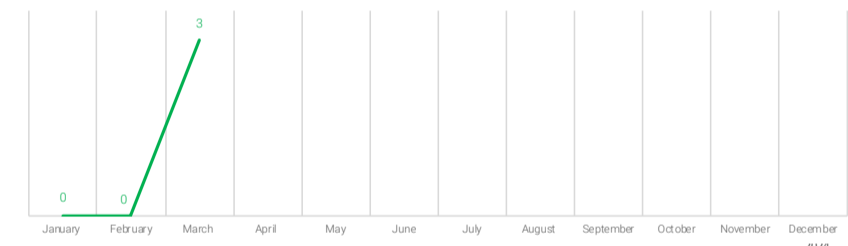


March

month

share of total production

Category	2024	2023	Change	% Change	Share of total production
BEV	3	0	3	n/a	0,3%



SOR Libchavy spol. s r.o.



Category	2024	2023	Change	% Change
BEV (Jan-Mar)	0	0	0	n/a
BEV (March)	0	0	0	n/a

ŠKODA ELECTRIC a.s.



Category	2024	2023	Change	% Change
BEV (Jan-Mar)	0	0	0	n/a
BEV (March)	0	0	0	n/a

Iveco Czech Republic, a. s.



Category	2024	2023	Change	% Change
BEV (Jan-Mar)	3	0	3	n/a
BEV (March)	3	0	3	n/a



TOTAL Electric vehicles

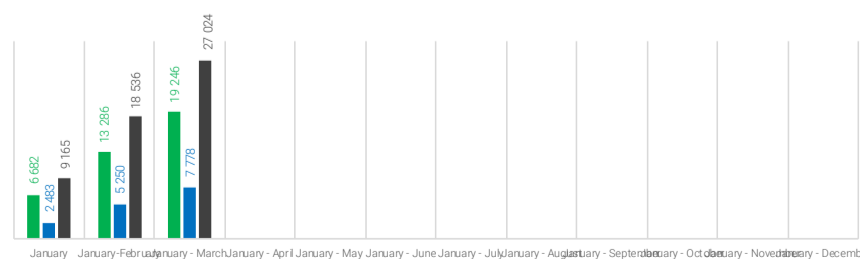
categories M1, M2 and M3

January-March

cumulation

share of total production

Category	2024	2023	Change	% Change	Share of total production
BEV	19 246	29 928	-10 682	-35,7%	4,9%
PHEV	7 778	11 393	-3 615	-31,7%	2,0%
Total EV	27 024	41 321	-14 297	-34,6%	6,8%



March

month

share of total production

Category	2024	2023	Change	% Change	Share of total production
BEV	5 960	14 005	-8 045	-57,4%	3,4%
PHEV	2 528	5 036	-2 508	-49,8%	1,4%
Total EV	8 488	19 041	-10 553	-55,4%	4,8%

