

Electric vehicle production

in the Czech Republic

April 2023




Passenger cars

category M1

January-April

cumulation

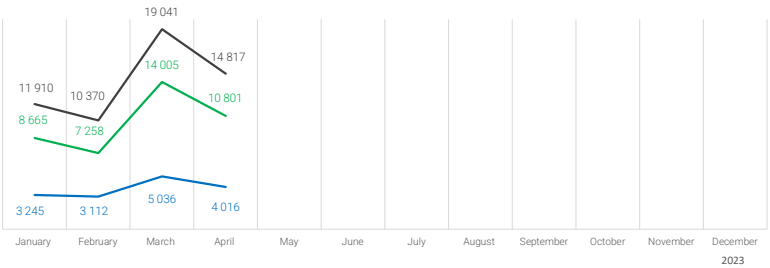
Total passenger vehicles production	464 444	100%
of these BEVs	40 729	8,77%
of these PHEVs	15 412	3,32%
Total electric passengers vehicles production	56 141	12,09%



April

month

Total passenger vehicles production	110 674	100%
of these BEVs	10 801	9,76%
of these PHEVs	4 016	3,63%
Total electric passengers vehicles production	14 817	13,39%



ŠKODA AUTO a.s.	
Total passenger vehicles production	296 851
of these BEVs	26 024
of these PHEVs	5 387
Total electric passengers vehicles production	31 411
January-April	
Total passenger vehicles production	65 199
of these BEVs	7 388
of these PHEVs	1 762
Total electric passengers vehicles production	9 150
April	

Hyundai Motor Manufacturing Czech s.r.o.	
Total passenger vehicles production	114 650
of these BEVs	14 705
of these PHEVs	10 025
Total electric passengers vehicles production	24 730
January-April	
Total passenger vehicles production	26 350
of these BEVs	3 413
of these PHEVs	2 254
Total electric passengers vehicles production	5 667
April	



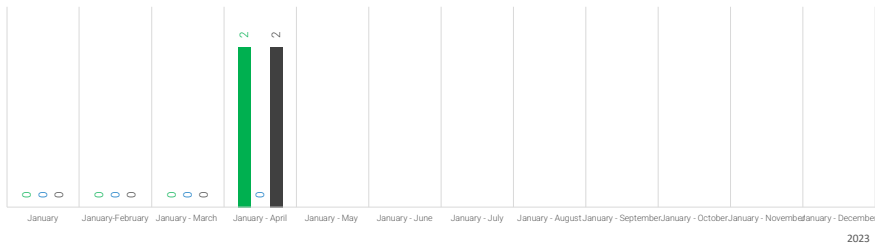
Buses

categories M2 and M3

January-April

cumulation

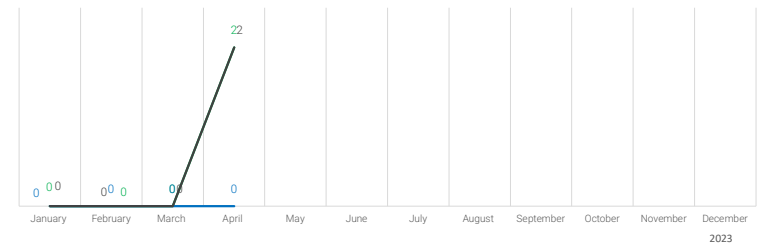
Total buses production	1 407	100%
of these BEVs	2	0,14%
of these PHEVs	0	0,00%
Total electric buses production	2	0,14%



April

month

Total buses production	306	100%
of these BEVs	2	0,65%
of these PHEVs	0	0,00%
Total electric buses production	2	0,65%



SOR Libchavy spol. s r.o.	
Total buses production	99
of these BEVs	2
of these PHEVs	0
Total electric buses production	2
January-April	
Total buses production	28
of these BEVs	2
of these PHEVs	0
Total electric buses production	2
April	

ŠKODA ELECTRIC a.s.	
Celkem vyrobeno autobusů	0
z toho BEV	0
z toho PHEV	0
Celkem vyrobeno elektrických autobusů	0
leden-září	
Celkem vyrobeno autobusů	0
z toho BEV	0
z toho PHEV	0
Celkem vyrobeno elektrických autobusů	0
září	



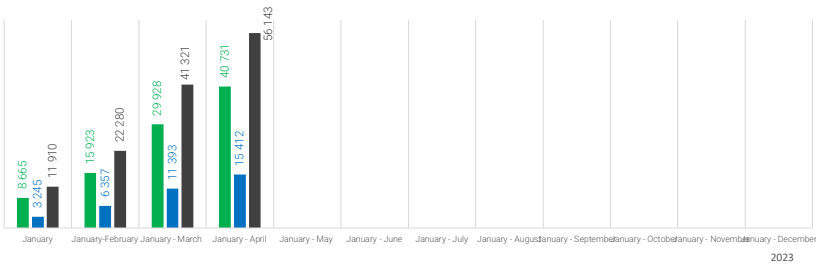
TOTAL Electric vehicles

categories M1, N1, M2 and M3

January-April

cumulation

Total BEVs production	40 731
Total PHEVs production	15 412
Total electric vehicles production	56 143



April

month

Total BEVs production	10 803
Total PHEVs production	4 016
Total electric vehicles production	14 819

