

Electric vehicle production

in the Czech Republic

April 2024



Passenger cars


category M1

January-April

culumation

share of total production

Category	Year	2024	2023	Change	Share
BEV	2024	29 026	-	-	-
	2023	40 729	-11 703	-28,7%	5,5%
PHEV	2024	10 574	-	-	-
	2023	15 412	-4 838	-31,4%	2,0%
Total EV	2024	39 600	-	-	-
	2023	56 141	-16 541	-29,5%	7,5%

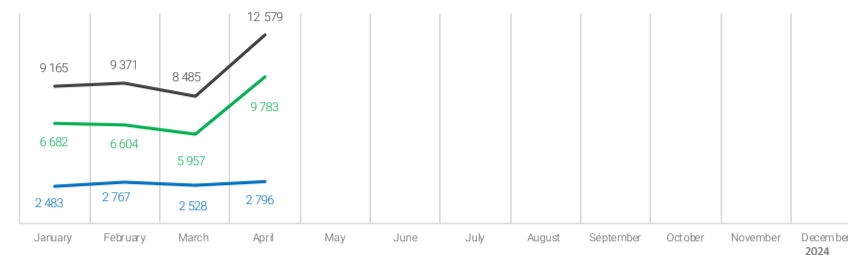


April

month

share of total production

Category	Year	2024	2023	Change	Share
BEV	2024	9 783	-	-	-
	2023	10 801	-1 018	-9,4%	4,9%
PHEV	2024	2 796	-	-	-
	2023	4 016	-1 220	-30,4%	1,4%
Total EV	2024	12 579	-	-	-
	2023	14 820	-2 241	-15,1%	6,3%



ŠKODA AUTO a.s.



Category	Period	2024	2023	Change	Share
BEV	January-April	17 102	26 024	-8 922	-34,3%
	April	6 931	7 388	-457	-6,2%
PHEV	January-April	3 545	5 387	-1 842	-34,2%
	April	1 025	1 762	-737	-41,8%
EV	January-April	20 647	31 411	-10 764	-34,3%
	April	7 956	9 153	-1 197	-13,1%

Hyundai Motor Manufacturing Czech s.r.o.



Category	Period	2024	2023	Change	Share
BEV	January-April	11 924	14 705	-2 781	-18,9%
	April	2 852	3 413	-561	-16,4%
PHEV	January-April	7 029	10 025	-2 996	-29,9%
	April	1 771	2 254	-483	-21,4%
EV	January-April	18 953	24 730	-5 777	-23,4%
	April	4 623	5 667	-1 044	-18,4%



Buses


categories M1, M2

January-April

culumation

share of total production

Category	Year	2024	2023	Change	Share
BEV	2024	5	-	-	-
	2023	2	3	n/a	0,3%

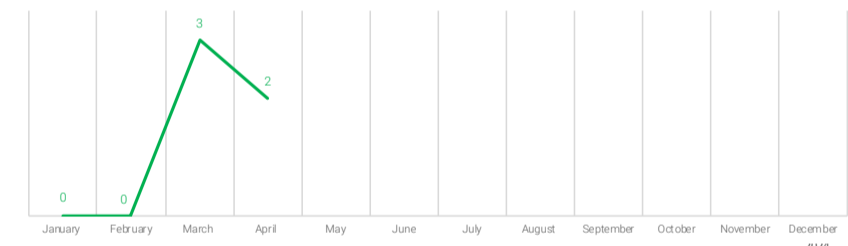


April

month

share of total production

Category	Year	2024	2023	Change	Share
BEV	2024	2	-	-	-
	2023	2	0	n/a	0,6%



SOR Libchavy spol. s r.o.



Category	Period	2024	2023	Change	Share
BEV	January-April	0	2	-2	-100,0%
	April	0	2	-2	-100,0%

ŠKODA ELECTRIC a.s.



Category	Period	2024	2023	Change	Share
BEV	January-April	0	0	0	n/a
	April	0	0	0	n/a

Iveco Czech Republic, a. s.



Category	Period	2024	2023	Change	Share
BEV	January-April	5	0	5	n/a
	April	2	0	2	n/a



TOTAL Electric vehicles

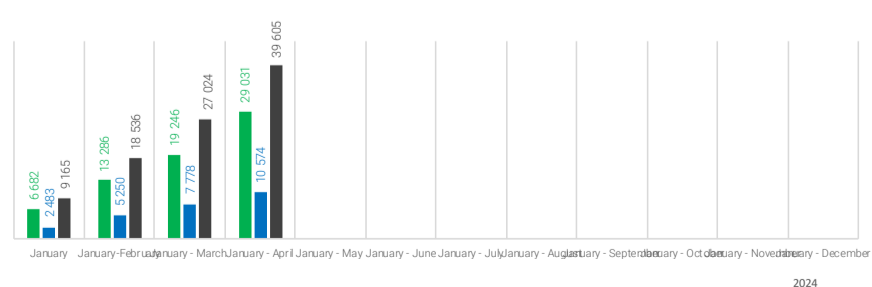
categories M1, M2 and M3

January-April

culumation

share of total production

Category	Year	2024	2023	Change	Share
BEV	2024	29 031	-	-	-
	2023	40 731	-11 700	-28,7%	5,4%
PHEV	2024	10 574	-	-	-
	2023	15 412	-4 838	-31,4%	2,0%
Total EV	2024	39 605	-	-	-
	2023	56 143	-16 538	-29,5%	7,4%



April

month

share of total production

Category	Year	2024	2023	Change	Share
BEV	2024	9 785	-	-	-
	2023	10 803	-1 018	-9,4%	4,9%
PHEV	2024	2 796	-	-	-
	2023	4 016	-1 220	-30,4%	1,4%
Total EV	2024	12 581	-	-	-
	2023	14 822	-2 241	-15,1%	6,3%

