

Electric vehicle production

in the Czech Republic

May 2023



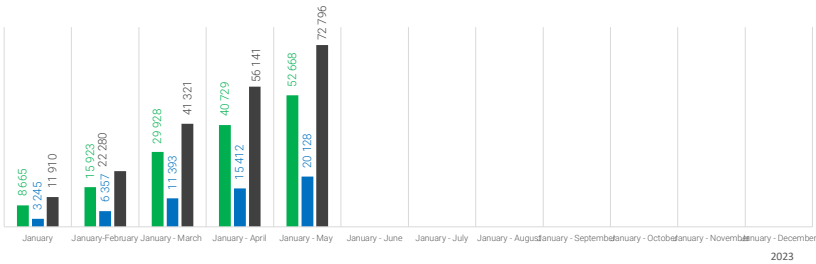
Passenger cars

category M1

January-May

cumulation

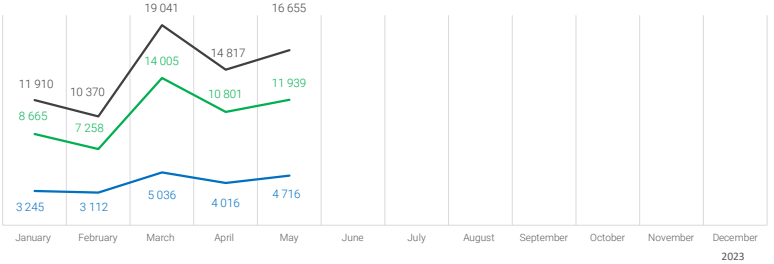
Total passenger vehicles production	595 580	100%
of these BEVs	52 668	8,84%
of these PHEVs	20 128	3,38%
Total electric passengers vehicles production	72 796	12,22%



May

month

Total passenger vehicles production	131 136	100%
of these BEVs	11 939	9,10%
of these PHEVs	4 716	3,60%
Total electric passengers vehicles production	16 655	12,70%



ŠKODA AUTO a.s.



January-May

Total passenger vehicles production	375 981
of these BEVs	34 202
of these PHEVs	7 452
Total electric passengers vehicles production	41 654

May

Total passenger vehicles production	79 130
of these BEVs	8 178
of these PHEVs	2 065
Total electric passengers vehicles production	10 243

Hyundai Motor
Manufacturing Czech s.r.o.



Total passenger vehicles production	145 200
of these BEVs	18 466
of these PHEVs	12 676
Total electric passengers vehicles production	31 142

Total passenger vehicles production	30 550
of these BEVs	3 761
of these PHEVs	2 651
Total electric passengers vehicles production	6 412



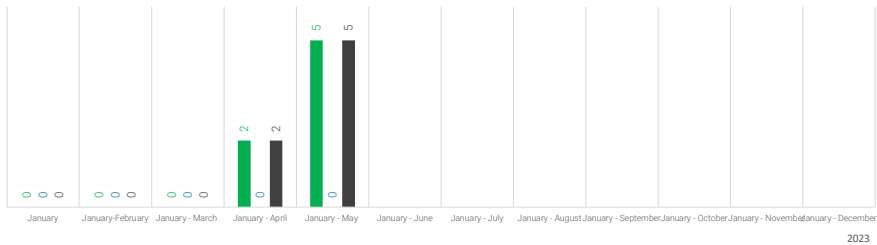
Buses

categories M2 and M3

January-May

cumulation

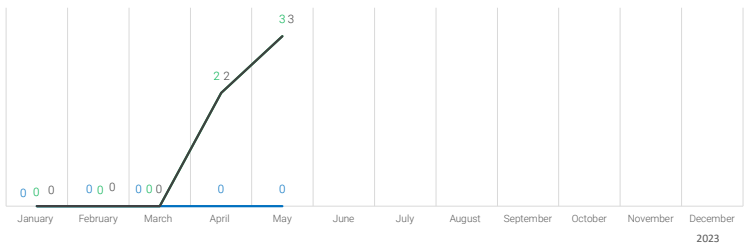
Total buses production	1 883	100%
of these BEVs	5	0,27%
of these PHEVs	0	0,00%
Total electric buses production	5	0,27%



May

month

Total buses production	476	100%
of these BEVs	3	0,63%
of these PHEVs	0	0,00%
Total electric buses production	3	0,63%



SOR Libchavy spol. s r.o.



January-May

Total buses production	119
of these BEVs	5
of these PHEVs	0
Total electric buses production	5

May

Total buses production	20
of these BEVs	3
of these PHEVs	0
Total electric buses production	3

ŠKODA ELECTRIC a.s.



January-May

Total buses production	0
of these BEVs	0
of these PHEVs	0
Total electric buses production	0

May

Total buses production	0
of these BEVs	0
of these PHEVs	0
Total electric buses production	0



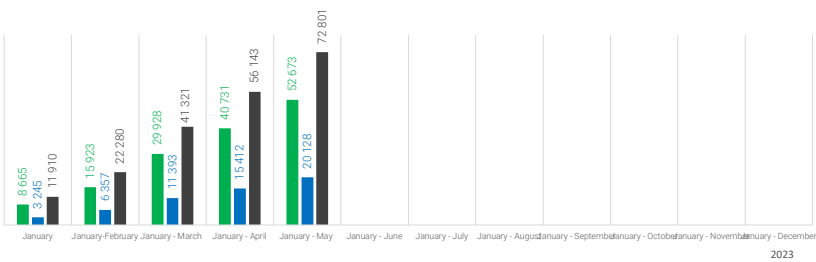
TOTAL Electric vehicles

categories M1, N1, M2 and M3

January-May

cumulation

Total BEVs production	52 673
Total PHEVs production	20 128
Total electric vehicles production	72 801



May

month

Total BEVs production	11 942
Total PHEVs production	4 716
Total electric vehicles production	16 658

