

Electric vehicle production

in the Czech Republic

May 2024



Passenger cars

category M1

January-May

culumation

share of total production

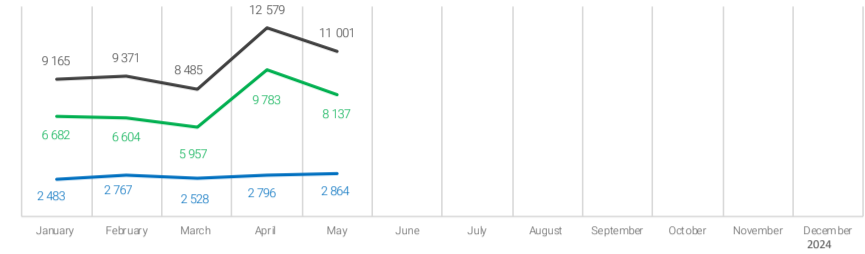
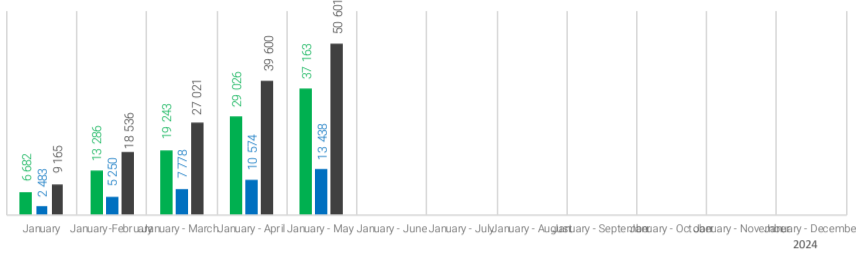
Category	2024	2023	Change	Share of total production
BEV	37 163	52 668	-15 505 (-29,4%)	5,7%
PHEV	13 438	20 128	-6 690 (-33,2%)	2,1%
Total EV	50 601	72 796	-22 195 (-30,5%)	7,8%

May

month

share of total production

Category	2024	2023	Change	Share of total production
BEV	8 137	11 939	-3 802 (-31,8%)	4,0%
PHEV	2 864	4 716	-1 852 (-39,3%)	1,4%
Total EV	11 001	16 655	-5 654 (-33,9%)	5,4%



ŠKODA AUTO a.s.



Category	2024	2023	Change	Share of total production
BEV	22 206	34 202	-11 996 (-35,1%)	
BEV (May)	5 104	8 178	-3 074 (-37,6%)	
PHEV	4 427	7 452	-3 025 (-40,6%)	
PHEV (May)	882	2 065	-1 183 (-57,3%)	
EV	26 633	41 654	-15 021 (-36,1%)	
EV (May)	5 986	10 243	-4 257 (-41,6%)	

Hyundai Motor Manufacturing Czech s.r.o.



Category	2024	2023	Change	Share of total production
BEV	14 957	18 466	-3 509 (-19,0%)	
BEV (May)	3 033	3 761	-728 (-19,4%)	
PHEV	9 011	12 676	-3 665 (-28,9%)	
PHEV (May)	1 982	2 651	-669 (-25,2%)	
EV	23 968	31 142	-7 174 (-23,0%)	
EV (May)	5 015	6 412	-1 397 (-21,8%)	



Buses

categories M1, M2

January-May

culumation

share of total production

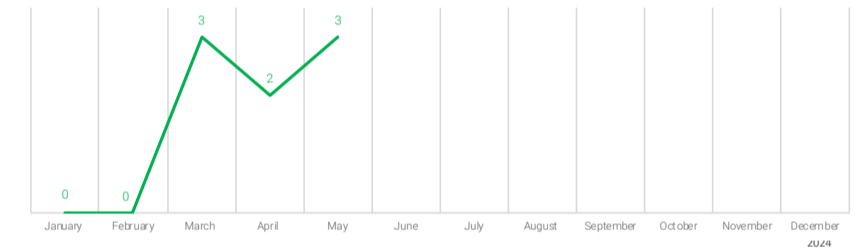
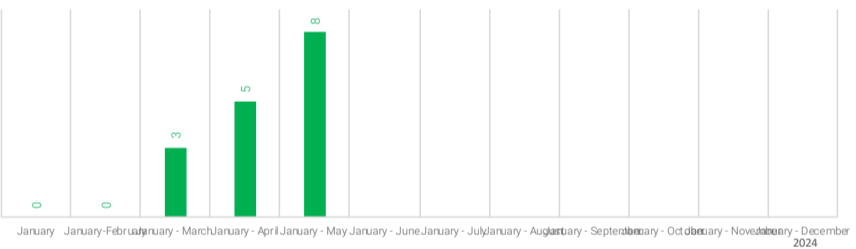
Category	2024	2023	Change	Share of total production
BEV	8	5	3	0,4%

May

month

share of total production

Category	2024	2023	Change	Share of total production
BEV	3	3	0	0,8%



SOR Libchavy spol. s r.o.



Category	2024	2023	Change	Share of total production
BEV	0	5	-5	n/a
BEV (May)	0	3	-3	n/a

ŠKODA ELECTRIC a.s.



Category	2024	2023	Change	Share of total production
BEV	0	0	0	n/a
BEV (May)	0	0	0	n/a

Iveco Czech Republic, a. s.



Category	2024	2023	Change	Share of total production
BEV	8	0	8	n/a
BEV (May)	3	0	3	n/a



TOTAL Electric vehicles

categories M1, M2 and M3

January-May

culumation

share of total production

Category	2024	2023	Change	Share of total production
BEV	37 171	52 673	-15 502 (-29,4%)	5,7%
PHEV	13 438	20 128	-6 690 (-33,2%)	2,1%
Total EV	50 609	72 801	-22 192 (-30,5%)	7,7%

May

month

share of total production

Category	2024	2023	Change	Share of total production
BEV	8 140	11 942	-3 802 (-31,8%)	4,0%
PHEV	2 864	4 716	-1 852 (-39,3%)	1,4%
Total EV	11 004	16 658	-5 654 (-33,9%)	5,4%

