

Electric vehicle production

in the Czech Republic

June 2024



Passenger cars

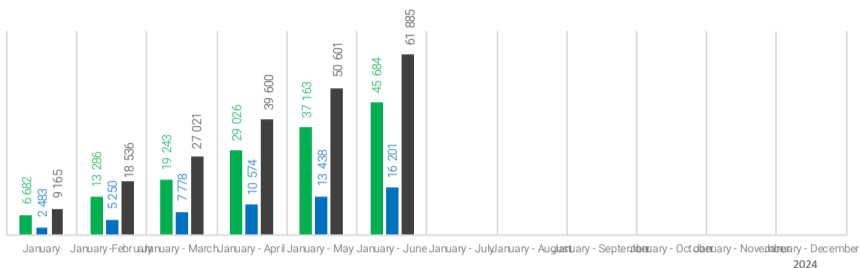
category M1

January-June

culumation

share of total production

Category	2024	2023	Change	% Change
BEV	45 684	66 771	-21 087	-31,6%
PHEV	16 201	24 514	-8 313	-33,9%
Total EV	61 885	91 285	-29 400	-32,2%

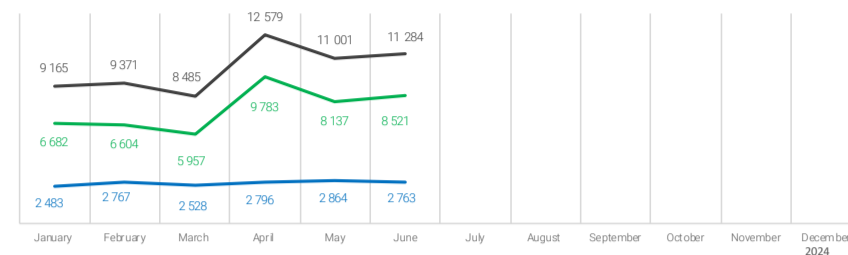


June

month

share of total production

Category	2024	2023	Change	% Change
BEV	8 521	14 103	-5 582	-39,6%
PHEV	2 763	4 386	-1 623	-37,0%
Total EV	11 284	18 489	-7 205	-39,0%



ŠKODA AUTO a.s.



Category	2024	2023	Change	% Change
BEV	27 577	44 442	-16 865	-37,9%
BEV (June)	5 371	10 240	-4 869	-47,5%
PHEV	5 233	8 958	-3 725	-41,6%
PHEV (June)	806	1 506	-700	-46,5%
EV	32 810	53 400	-20 590	-38,6%
EV (June)	6 177	11 746	-5 569	-47,4%

Hyundai Motor Manufacturing Czech s.r.o.



Category	2024	2023	Change	% Change
BEV	18 107	22 329	-4 222	-18,9%
BEV (June)	3 150	3 863	-713	-18,5%
PHEV	10 968	15 556	-4 588	-29,5%
PHEV (June)	1 957	2 880	-923	-32,0%
EV	29 075	37 885	-8 810	-23,3%
EV (June)	5 107	6 743	-1 636	-24,3%



Buses

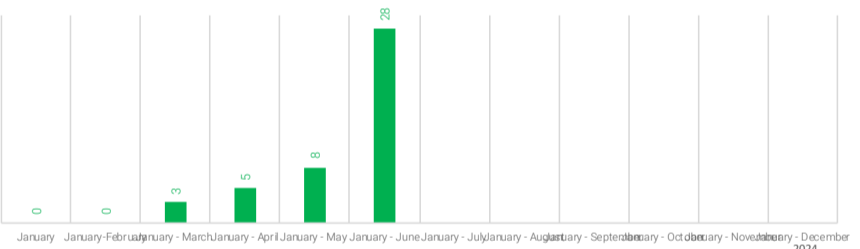
categories M1, M2

January-June

culumation

share of total production

Category	2024	2023	Change	% Change
BEV	28	10	18	180,0%

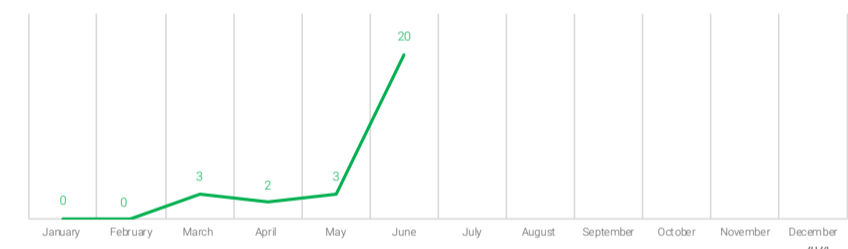


June

month

share of total production

Category	2024	2023	Change	% Change
BEV	20	5	15	300,0%



SOR Libchavy spol. s r.o.



Category	2024	2023	Change	% Change
BEV	12	10	2	20,0%
BEV (June)	12	5	7	140,0%

ŠKODA ELECTRIC a.s.



Category	2024	2023	Change	% Change
BEV	0	0	0	n/a
BEV (June)	0	0	0	n/a

Iveco Czech Republic, a. s.



Category	2024	2023	Change	% Change
BEV	16	0	16	n/a
BEV (June)	8	0	8	n/a



TOTAL Electric vehicles

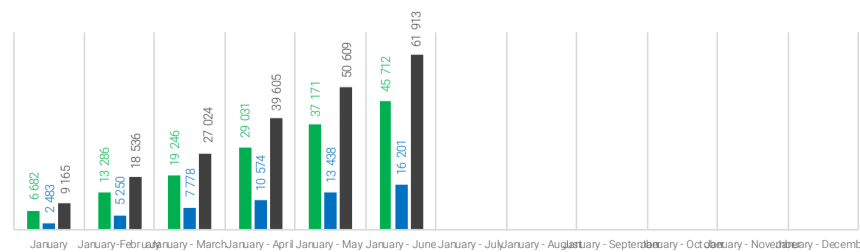
categories M1, M2 and M3

January-June

culumation

share of total production

Category	2024	2023	Change	% Change
BEV	45 712	66 781	-21 069	-31,5%
PHEV	16 201	24 514	-8 313	-33,9%
Total EV	61 913	91 295	-29 382	-32,2%

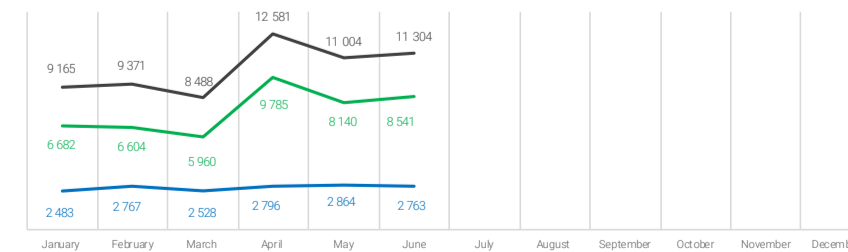


June

month

share of total production

Category	2024	2023	Change	% Change
BEV	8 541	14 108	-5 567	-39,5%
PHEV	2 763	4 386	-1 623	-37,0%
Total EV	11 304	18 494	-7 190	-38,9%



2024

2024