

# Electric vehicle production

in the Czech Republic

# July 2024



## Passenger cars

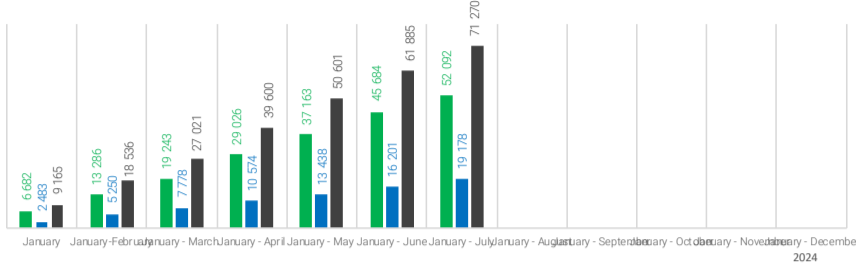
category M1

### January-July

cumulation

share of total production

Category	Year	2024	2023	Change	Share
BEV	2024	52 092	-	-	6,1%
	2023	74 160	-22 068	-29,8%	
PHEV	2024	19 178	-	-	2,2%
	2023	27 002	-7 824	-29,0%	
Total EV	2024	71 270	-	-	8,3%
	2023	101 162	-29 892	-29,5%	

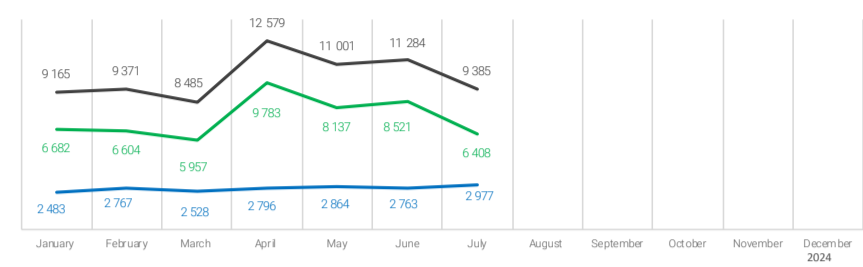


### July

month

share of total production

Category	Year	2024	2023	Change	Share
BEV	2024	6 408	-	-	3,1%
	2023	7 389	-981	-13,3%	
PHEV	2024	2 977	-	-	1,4%
	2023	2 488	489	19,7%	
Total EV	2024	9 385	-	-	4,5%
	2023	9 877	-492	-5,0%	



ŠKODA AUTO a.s.



Category	Year	2024	2023	Change	Share
BEV	January-July	30 596	-	-	38,8%
	July	3 019	-	-	45,6%
PHEV	January-July	5 982	-	-	39,0%
	July	749	-	-	11,4%
EV	January-July	36 578	-	-	38,8%
	July	3 768	-	-	41,1%

Hyundai Motor Manufacturing Czech s.r.o.



Category	Year	2024	2023	Change	Share
BEV	January-July	21 496	-	-	11,1%
	July	3 389	-	-	84,2%
PHEV	January-July	13 196	-	-	23,3%
	July	2 228	-	-	35,6%
EV	January-July	34 692	-	-	16,1%
	July	5 617	-	-	61,3%



## Buses

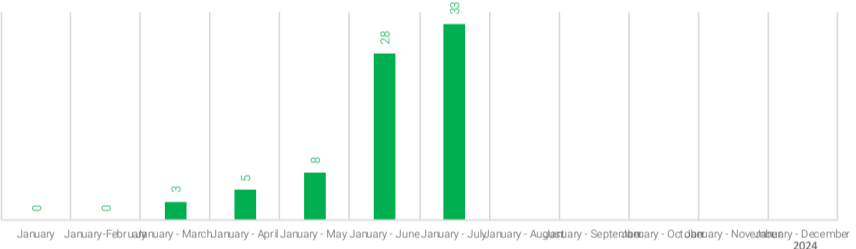
categories M1, M2

### January-July

cumulation

share of total production

Category	Year	2024	2023	Change	Share
BEV	2024	33	-	-	1,3%
	2023	12	21	175,0%	

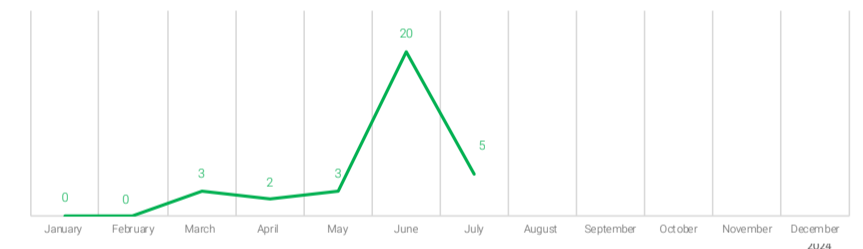


### July

month

share of total production

Category	Year	2024	2023	Change	Share
BEV	2024	5	-	-	1,4%
	2023	2	3	150,0%	



SOR Libchavy spol. s r.o.



Category	Year	2024	2023	Change	Share
BEV	January-July	17	-	-	41,7%
	July	5	-	-	150,0%

ŠKODA ELECTRIC a.s.



Category	Year	2024	2023	Change	Share
BEV	January-July	0	-	-	n/a
	July	0	-	-	n/a

Iveco Czech Republic, a. s.



Category	Year	2024	2023	Change	Share
BEV	January-July	16	-	-	n/a
	July	0	-	-	n/a



## TOTAL Electric vehicles

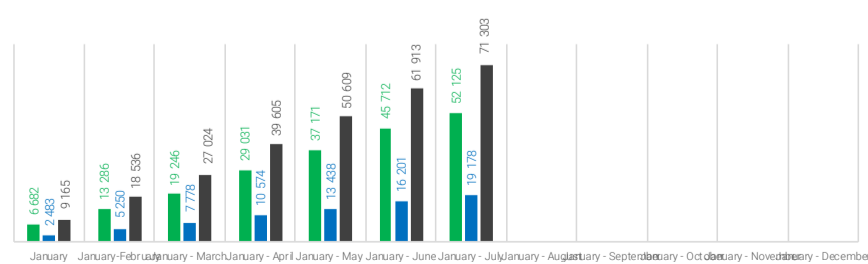
categories M1, M2 and M3

### January-July

cumulation

share of total production

Category	Year	2024	2023	Change	Share
BEV	2024	52 125	-	-	6,1%
	2023	74 172	-22 047	-29,7%	
PHEV	2024	19 178	-	-	2,2%
	2023	27 002	-7 824	-29,0%	
Total EV	2024	71 303	-	-	8,3%
	2023	101 174	-29 871	-29,5%	



### July

month

share of total production

Category	Year	2024	2023	Change	Share
BEV	2024	6 413	-	-	3,1%
	2023	7 391	-978	-13,2%	
PHEV	2024	2 977	-	-	1,4%
	2023	2 488	489	19,7%	
Total EV	2024	9 390	-	-	4,5%
	2023	9 879	-489	-4,9%	

