

# Electric vehicle production

in the Czech Republic

August 2023



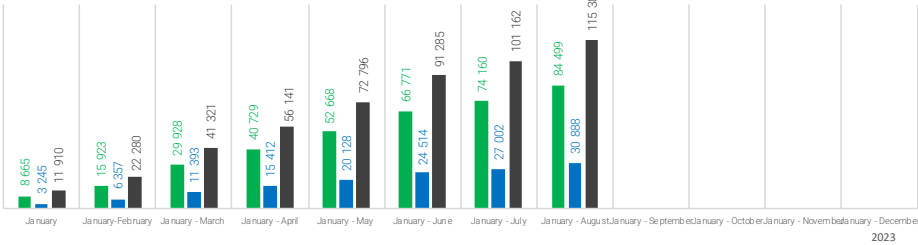
## Passenger cars

category M1

### January-August

cumulation

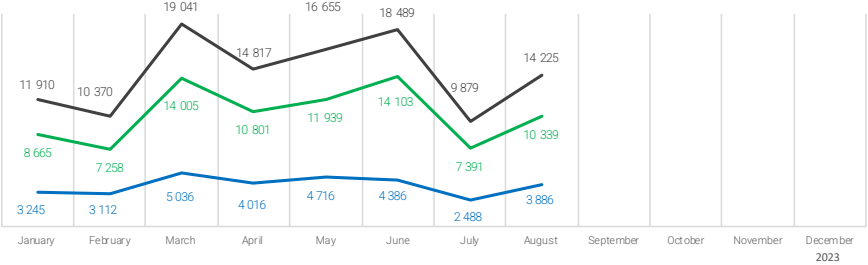
Total passenger vehicles production	922 446	100%
of these BEVs	84 499	9,16%
of these PHEVs	30 888	3,35%
Total electric passengers vehicles production	115 387	12,51%



### August

month

Total passenger vehicles production	95 385	100%
of these BEVs	10 339	10,84%
of these PHEVs	3 886	4,07%
Total electric passengers vehicles production	14 225	14,91%



ŠKODA AUTO a.s.



### January-August

Total passenger vehicles production	576 703
of these BEVs	56 697
of these PHEVs	11 548
Total electric passengers vehicles production	68 245

### August

Total passenger vehicles production	62 920
of these BEVs	6 706
of these PHEVs	1 745
Total electric passengers vehicles production	8 451

Hyundai Motor  
Manufacturing Czech s.r.o.



Total passenger vehicles production	224 100
of these BEVs	27 802
of these PHEVs	19 340
Total electric passengers vehicles production	47 142

Total passenger vehicles production	28 100
of these BEVs	3 633
of these PHEVs	2 141
Total electric passengers vehicles production	5 774



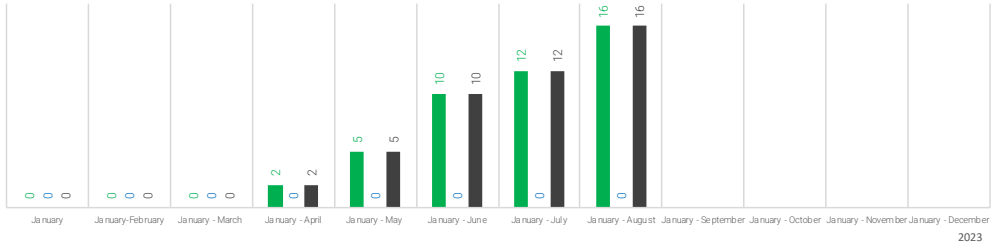
## Buses

categories M2 and M3

### January-August

cumulation

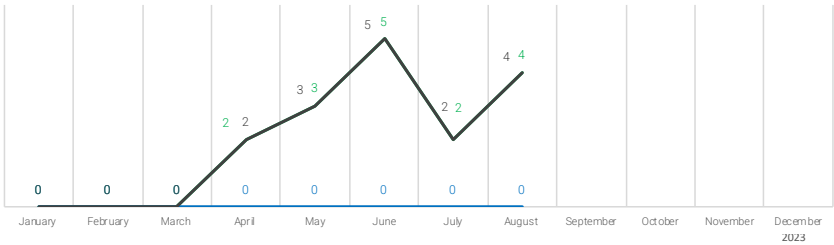
Total buses production	3 149	100%
of these BEVs	16	0,51%
of these PHEVs	0	0,00%
Total electric buses production	16	0,51%



### August

month

Total buses production	249	100%
of these BEVs	4	1,61%
of these PHEVs	0	0,00%
Total electric buses production	4	1,61%



SOR Libchavy spol. s r.o.



### January-August

Total buses production	198
of these BEVs	16
of these PHEVs	0
Total electric buses production	16

### August

Total buses production	24
of these BEVs	4
of these PHEVs	0
Total electric buses production	4

ŠKODA ELECTRIC a.s.



### January-June

Total buses production	0
of these BEVs	0
of these PHEVs	0
Total electric buses production	0

### June

Total buses production	0
of these BEVs	0
of these PHEVs	0
Total electric buses production	0



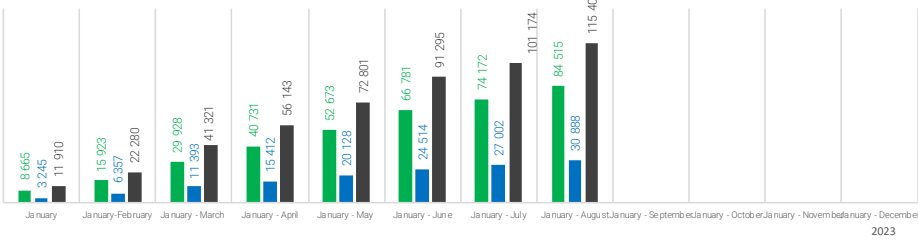
## TOTAL Electric vehicles

categories M1, N1, M2 and M3

### January-August

cumulation

Total BEVs production	84 515
Total PHEVs production	30 888
Total electric vehicles production	115 403



### August

month

Total BEVs production	10 343
Total PHEVs production	3 886
Total electric vehicles production	14 229

