

Electric vehicle production

in the Czech Republic

August 2024



Passenger cars

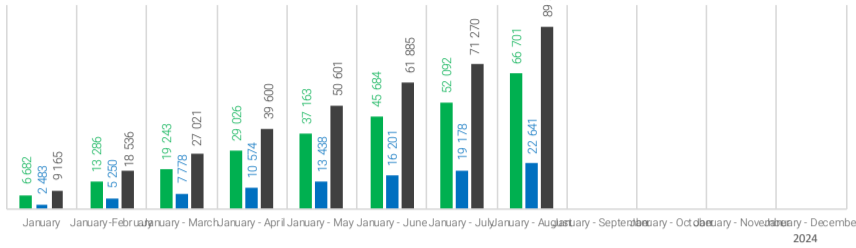
category M1

January-August

culumation

share of total production

Category	Year	2024	2023	Change	Share
BEV	2024	66 701	-	-	-
	2023	84 499	-17 798	-21,1%	6,9%
PHEV	2024	22 641	-	-	-
	2023	30 888	-8 247	-26,7%	2,3%
Total EV	2024	89 342	-	-	-
	2023	115 387	-26 045	-22,6%	9,2%

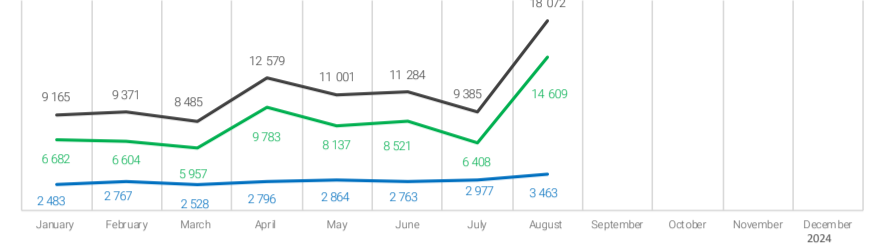


August

month

share of total production

Category	Year	2024	2023	Change	Share
BEV	2024	14 609	-	-	-
	2023	10 339	4 270	41,3%	5,7%
PHEV	2024	3 463	-	-	-
	2023	3 886	-423	-10,9%	1,3%
Total EV	2024	18 072	-	-	-
	2023	14 225	3 847	27,0%	7,0%



ŠKODA AUTO a.s.



Category	Year	2024	2023	Change	Share
BEV	January-August	43 503	56 697	-13 194	-23,3%
	August	12 907	6 706	6 201	92,5%
PHEV	January-August	7 893	11 548	-3 655	-31,7%
	August	1 911	1 745	166	9,5%
EV	January-August	51 396	68 245	-16 849	-24,7%
	August	14 818	8 451	6 367	75,3%

Hyundai Motor Manufacturing Czech s.r.o.



Category	Year	2024	2023	Change	Share
BEV	January-August	23 198	27 802	-4 604	-16,6%
	August	1 702	3 633	-1 931	-53,2%
PHEV	January-August	14 748	19 340	-4 592	-23,7%
	August	1 552	2 141	-589	-27,5%
EV	January-August	37 946	47 142	-9 196	-19,5%
	August	3 254	5 774	-2 520	-43,6%



Buses

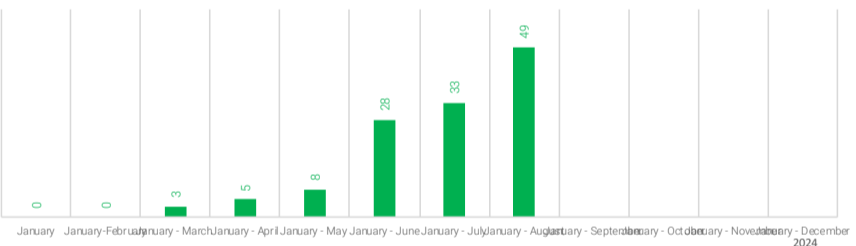
categories M1, M2

January-August

culumation

share of total production

Category	Year	2024	2023	Change	Share
BEV	2024	49	-	-	-
	2023	17	32	188,2%	1,7%

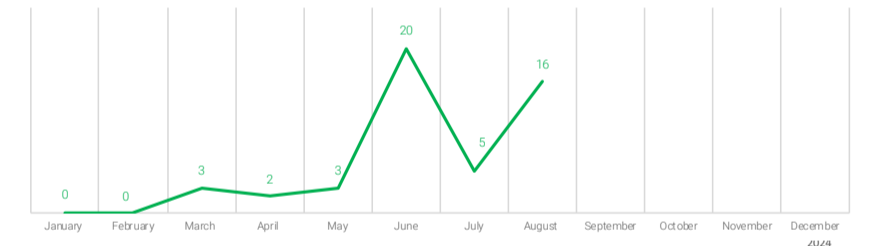


August

month

share of total production

Category	Year	2024	2023	Change	Share
BEV	2024	16	-	-	-
	2023	5	11	220,0%	5,8%



SOR Libchavy spol. s r.o.



Category	Year	2024	2023	Change	Share
BEV	January-August	32	16	100,0%	-
	August	15	4	275,0%	-

ŠKODA ELECTRIC a.s.



Category	Year	2024	2023	Change	Share
BEV	January-August	0	0	n/a	-
	August	0	0	n/a	-

Iveco Czech Republic, a. s.



Category	Year	2024	2023	Change	Share
BEV	January-August	17	1	1600,0%	-
	August	1	0	0,0%	-



TOTAL Electric vehicles

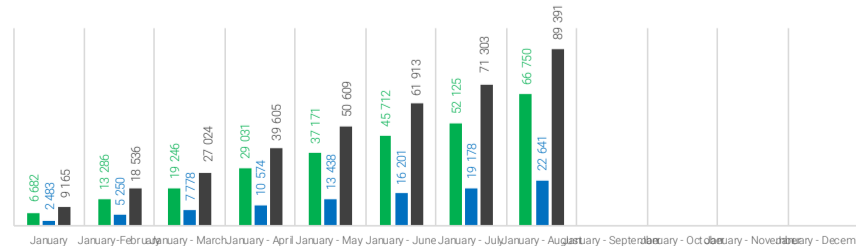
categories M1, M2 and M3

January-August

culumation

share of total production

Category	Year	2024	2023	Change	Share
BEV	2024	66 750	-	-	-
	2023	84 516	-17 766	-21,0%	6,8%
PHEV	2024	22 641	-	-	-
	2023	30 888	-8 247	-26,7%	2,3%
Total EV	2024	89 391	-	-	-
	2023	115 404	-26 013	-22,5%	9,2%



August

month

share of total production

Category	Year	2024	2023	Change	Share
BEV	2024	14 625	-	-	-
	2023	10 344	4 281	41,4%	5,7%
PHEV	2024	3 463	-	-	-
	2023	3 886	-423	-10,9%	1,3%
Total EV	2024	18 088	-	-	-
	2023	14 230	3 858	27,1%	7,0%

