

# Electric vehicle production

in the Czech Republic

September 2023



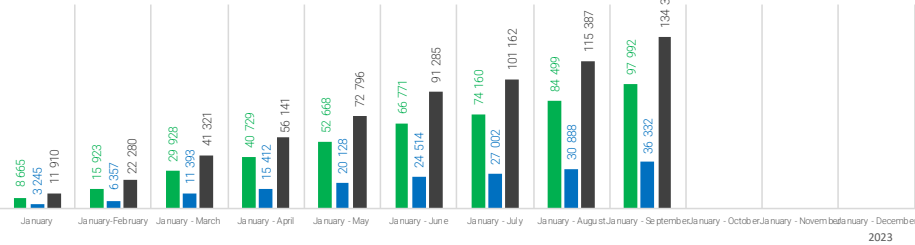
## Passenger cars

category M1

### January-September

cumulation

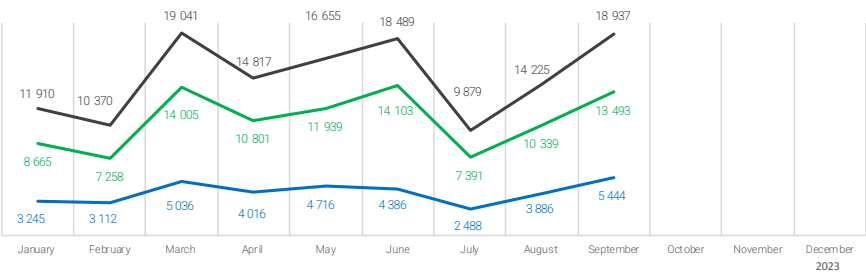
Total passenger vehicles production	1 017 933	100%
of these BEVs	97 992	9,63%
of these PHEVs	36 332	3,57%
Total electric passengers vehicles production	134 324	13,20%



### September

month

Total passenger vehicles production	95 487	100%
of these BEVs	13 493	14,13%
of these PHEVs	5 444	5,70%
Total electric passengers vehicles production	18 937	19,83%



ŠKODA AUTO a.s.



### January-September

Total passenger vehicles production	633 995
of these BEVs	66 004
of these PHEVs	14 659
Total electric passengers vehicles production	80 663

### September

Total passenger vehicles production	57 292
of these BEVs	9 307
of these PHEVs	3 111
Total electric passengers vehicles production	12 418

Hyundai Motor  
Manufacturing Czech s.r.o.



Total passenger vehicles production	254 300
of these BEVs	31 988
of these PHEVs	21 673
Total electric passengers vehicles production	53 661

Total passenger vehicles production	30 200
of these BEVs	4 186
of these PHEVs	2 333
Total electric passengers vehicles production	6 519



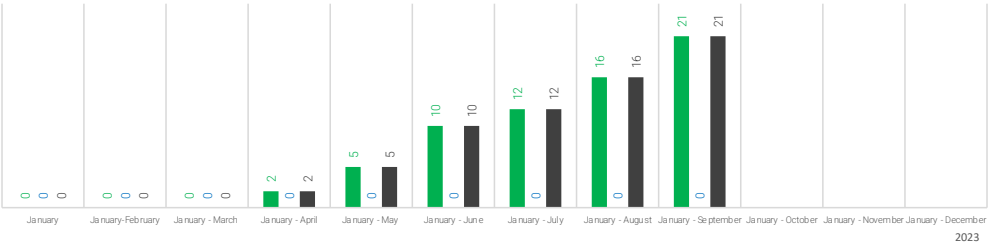
## Buses

categories M2 and M3

### January-September

cumulation

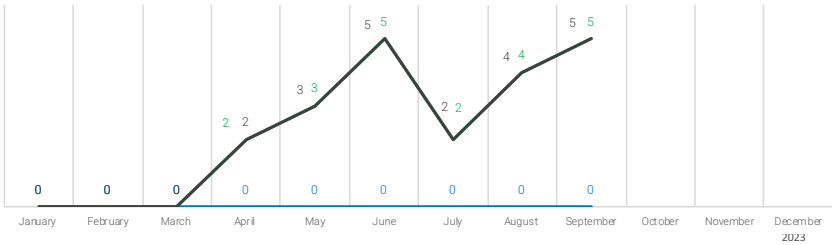
Total buses production	3 648	100%
of these BEVs	21	0,58%
of these PHEVs	0	0,00%
Total electric buses production	21	0,58%



### September

month

Total buses production	499	100%
of these BEVs	5	1,00%
of these PHEVs	0	0,00%
Total electric buses production	5	1,00%



SOR Libchavy spol. s r.o.



### January-September

Total buses production	229
of these BEVs	21
of these PHEVs	0
Total electric buses production	21

### September

Total buses production	31
of these BEVs	5
of these PHEVs	0
Total electric buses production	5

ŠKODA ELECTRIC a.s.



### January-September

Total buses production	0
of these BEVs	0
of these PHEVs	0
Total electric buses production	0

### September

Total buses production	0
of these BEVs	0
of these PHEVs	0
Total electric buses production	0



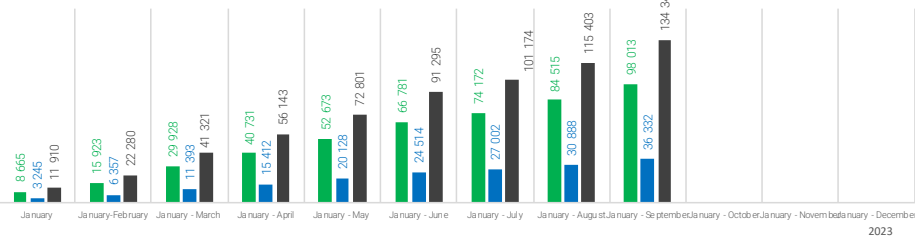
## TOTAL Electric vehicles

categories M1, N1, M2 and M3

### January-September

cumulation

Total BEVs production	98 013
Total PHEVs production	36 332
Total electric vehicles production	134 345



### September

month

Total BEVs production	13 498
Total PHEVs production	5 444
Total electric vehicles production	18 942

