

Electric vehicle production

The category represents only a subsection of the total vehicle production.

in the Czech Republic

September 2024



Passenger cars

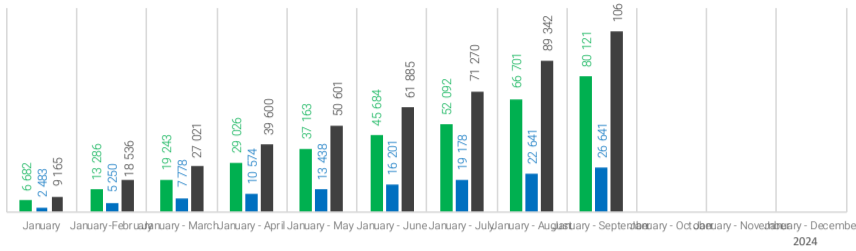
category M1

January-September

cumulation

share of total production

Category	2024	2023	Change	Share
BEV	80 121	97 992	-17 871 (-18,2%)	7,3%
PHEV	26 641	36 332	-9 691 (-26,7%)	2,4%
Total EV	106 762	134 324	-27 562 (-20,5%)	9,7%

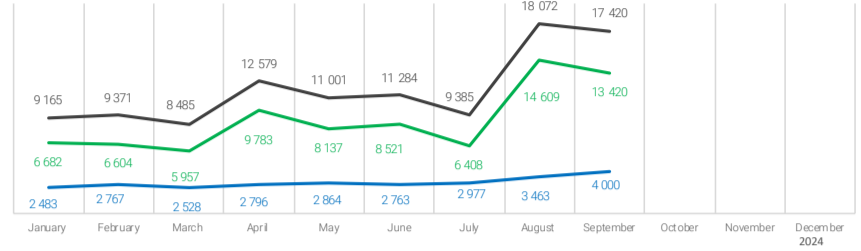


September

month

share of total production

Category	2024	2023	Change	Share
BEV	13 420	13 493	-73 (-0,5%)	4,9%
PHEV	4 000	5 444	-1 444 (-26,5%)	1,5%
Total EV	17 420	18 937	-1 517 (-8,0%)	6,3%



ŠKODA AUTO a.s.



Category	2024	2023	Change	Share
BEV (Jan-Sep)	54 612	66 004	-11 392 (-17,3%)	
BEV (Sep)	11 109	9 307	1 802 (19,4%)	
PHEV (Jan-Sep)	9 988	14 659	-4 671 (-31,9%)	
PHEV (Sep)	2 095	3 111	-1 016 (-32,7%)	
EV (Jan-Sep)	64 600	80 663	-16 063 (-19,9%)	
EV (Sep)	13 204	12 418	786 (6,3%)	

Hyundai Motor Manufacturing Czech s.r.o.



Category	2024	2023	Change	Share
BEV (Jan-Sep)	25 509	31 988	-6 479 (-20,3%)	
BEV (Sep)	2 311	4 186	-1 875 (-44,8%)	
PHEV (Jan-Sep)	16 653	21 673	-5 020 (-23,2%)	
PHEV (Sep)	1 905	2 333	-428 (-18,3%)	
EV (Jan-Sep)	42 162	53 661	-11 499 (-21,4%)	
EV (Sep)	4 216	6 519	-2 303 (-35,3%)	



Buses

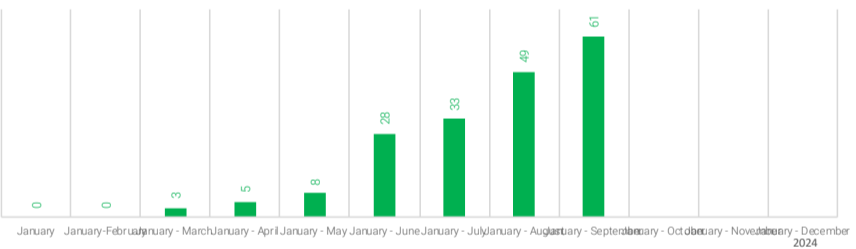
categories M1, M2

January-September

cumulation

share of total production

Category	2024	2023	Change	Share
BEV	61	23	38 (165,2%)	1,9%

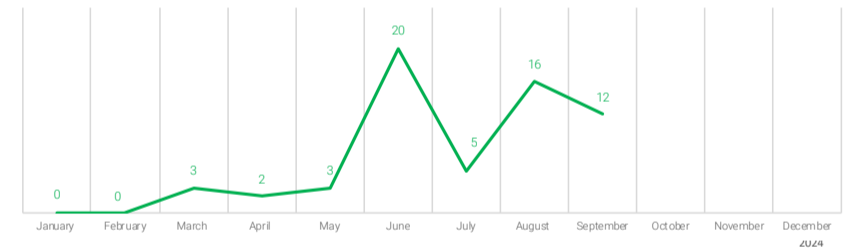


September

month

share of total production

Category	2024	2023	Change	Share
BEV	12	6	6 (100,0%)	3,9%



SOR Libčavý spol. s r.o.



Category	2024	2023	Change	Share
BEV (Jan-Sep)	33	21	12 (57,1%)	
BEV (Sep)	1	5	-4 (-80,0%)	

ŠKODA ELECTRIC a.s.



Category	2024	2023	Change	Share
BEV (Jan-Sep)	0	0	0 (n/a)	
BEV (Sep)	0	0	0 (n/a)	

Iveco Czech Republic, a. s.



Category	2024	2023	Change	Share
BEV (Jan-Sep)	28	2	26 (1300,0%)	
BEV (Sep)	11	1	10 (1000,0%)	



TOTAL Electric vehicles

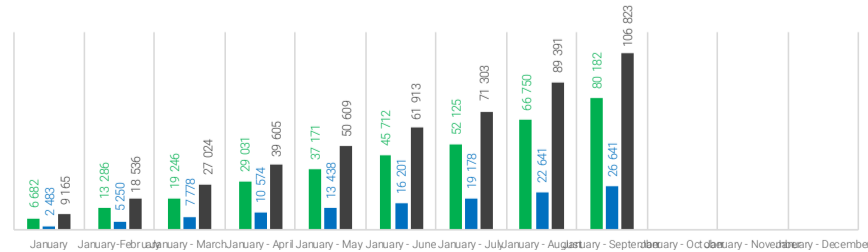
categories M1, M2 and M3

January-September

cumulation

share of total production

Category	2024	2023	Change	Share
BEV	80 182	98 015	-17 833 (-18,2%)	7,3%
PHEV	26 641	36 332	-9 691 (-26,7%)	2,4%
Total EV	106 823	134 347	-27 524 (-20,5%)	9,7%



September

month

share of total production

Category	2024	2023	Change	Share
BEV	13 432	13 499	-67 (-0,5%)	4,9%
PHEV	4 000	5 444	-1 444 (-26,5%)	1,5%
Total EV	17 432	18 943	-1 511 (-8,0%)	6,3%

