Electric vehicle production

The category represents only a subsection of the total vehicle production. in the Czech Republic

October 2026

CZECH AUTOMOTIVE INDUSTRY ASSOCIATION

Passenger cars

category M1

January-October

culumation

					share of total production
BEV	2026	**199 031**	15 826	8,6%	16,8%
	2025	**183 205**			
PHEV	2026	**40 443**	-11 559	-22,2%	3,4%
	2025	**52 002**			
Total EV	2026	**239 474**	4 267	1,8%	20,2%
	2025	**235 207**			

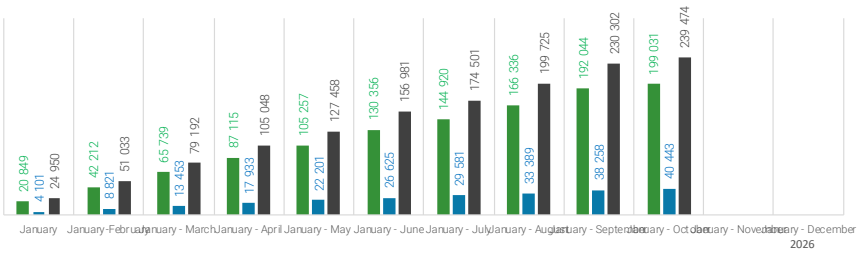

Ostober

month

					share of total production
BEV	2026	**6 987**	-13 954	-66,6%	8,0%
	2025	**20 941**			
PHEV	2026	**2 185**	-1 575	-41,9%	2,5%
	2025	**3 760**			
Total EV	2026	**9 172**	-15 529	-62,9%	10,5%
	2025	**24 701**			

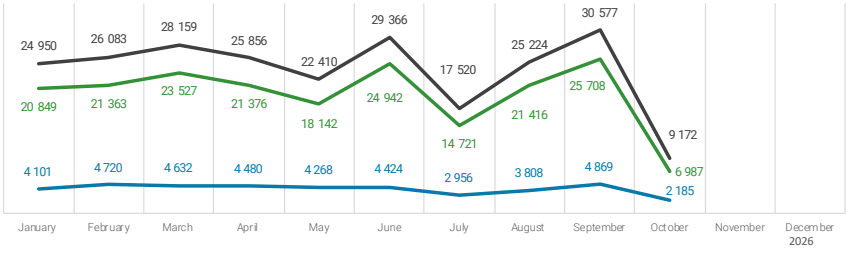

	ŠKODA AUTO a.s.				Hyundai Motor Manufacturing Czech s.r.o.				
BEV	January-October	2026	**173 800**	20 135	13,1%	**25 231**	-4 309	-14,6%	
		2025	**153 665**			**29 540**			
	Ostober	2026	**4 092**	-12 914	-75,9%	**2 895**	-1 040	-26,4%	
		2025	**17 006**			**3 935**			
PHEV	January-October	2026	**26 568**	1 799	7,3%	**13 875**	-13 358	-49,1%	
		2025	**24 769**			**27 233**			
	Ostober	2026	**891**	-1 706	-65,7%	**1 294**	131	11,3%	
		2025	**2 597**			**1 163**			
EV	January-October	2026	**200 368**	21 934	12,3%	**39 106**	-17 667	-31,1%	
		2025	**178 434**			**56 773**			
	Ostober	2026	**4 983**	-14 620	-74,6%	**4 189**	-909	-17,8%	
		2025	**19 603**			**5 098**			

Buses

categories M1, M2

January-October

culumation

					share of total production
BEV	2026	**231**	-64	-21,7%	5,0%
	2025	**295**			

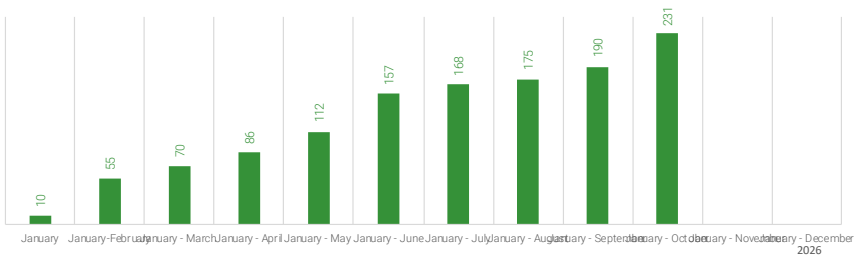

Ostober

month

					share of total production
BEV	2026	**41**	29	241,7%	8,2%
	2025	**12**			

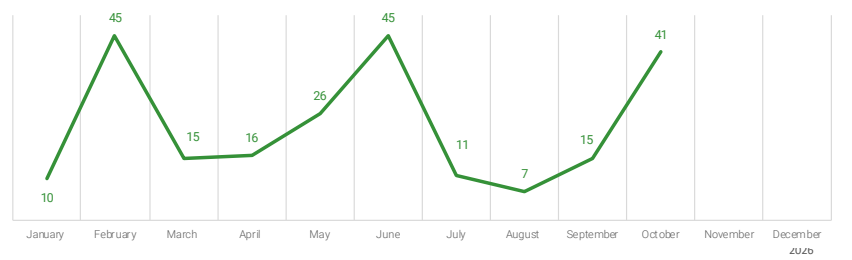

	SOR Libchavy spol. s r.o.				Iveco Czech Republic, a. s.				
BEV	January-October	2026	**60**	23	62,2%	**171**	-87	-33,7%	
		2025	**37**			**258**			
	Ostober	2026	**0**	-1	-100,0%	**41**	30	272,7%	
		2025	**1**			**11**			

TOTAL Electric vehicles

categories M1, M2 and M3

January-October

culumation

					share of total production
BEV	2026	**199 262**	15 762	8,6%	16,8%
	2025	**183 500**			
PHEV	2026	**40 443**	-11 559	-22,2%	3,4%
	2025	**52 002**			
Total EV	2026	**239 705**	4 203	1,8%	20,2%
	2025	**235 502**			

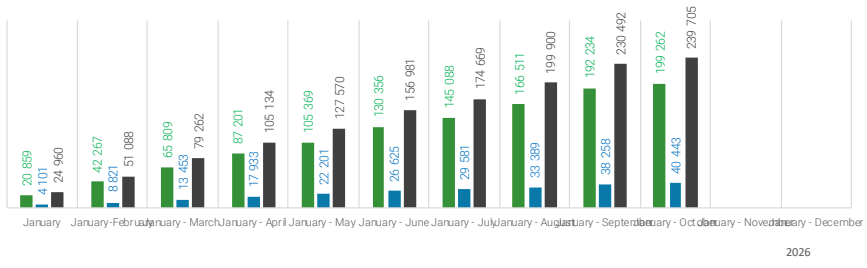

Ostober

month

					share of total production
BEV	2026	**7 028**	-13 925	-66,5%	8,0%
	2025	**20 953**			
PHEV	2026	**2 185**	-1 575	-41,9%	2,5%
	2025	**3 760**			
Total EV	2026	**9 213**	-15 500	-62,7%	10,5%
	2025	**24 713**			

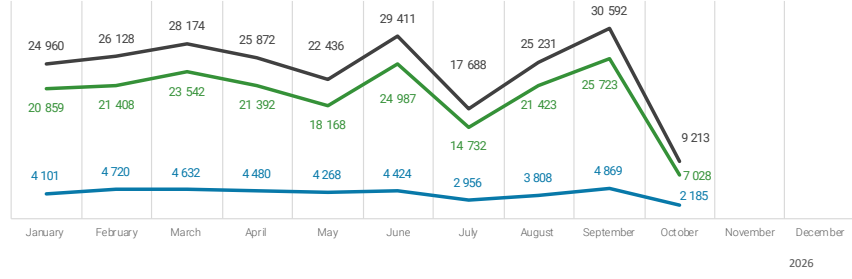

© Sdružení automobilového průmyslu | 18.11.2026 | www.autosap.cz