

# Hybrid vehicle production

The category represents only a subsection of the total vehicle production. in the Czech Republic

## March 2026



### Passenger cars

category M1

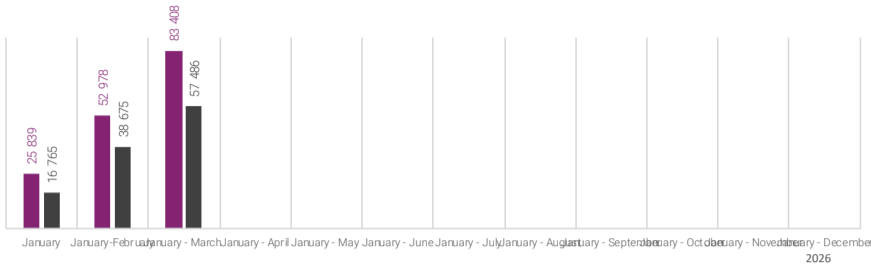
#### January-March

culumation

share of total production

HEV	2026	<b>83 408</b>	25 922	45,1%
	2025	<b>57 486</b>		

21,0%
-------



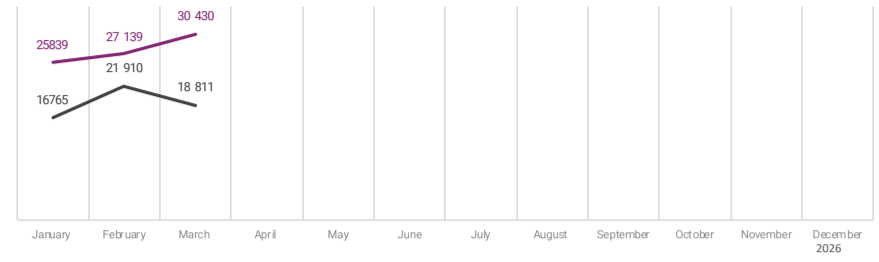
#### March

month

share of total production

HEV	2026	<b>30 430</b>	11 619	61,8%
	2025	<b>18 811</b>		

21,4%
-------



Hyundai Motor Manufacturing Czech s.r.o.

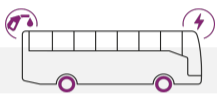


HEV	January-March	2026	<b>21 072</b>	-2 337	-10,0%
		2025	<b>23 409</b>		
	March	2026	<b>7 949</b>	977	14,0%
		2025	<b>6 972</b>		

Toyota Motor Manufacturing Czech Republic, s.r.o.



January-March	2026	<b>62 336</b>	28 259	82,9%
	2025	<b>34 077</b>		
March	2026	<b>22 481</b>	10 642	89,9%
	2025	<b>11 839</b>		



### Buses

categories M1, M2


#### January-March

culumation

share of total production

HEV	2026	<b>134</b>	-21	-13,5%
	2025	<b>155</b>		

9,3%
------



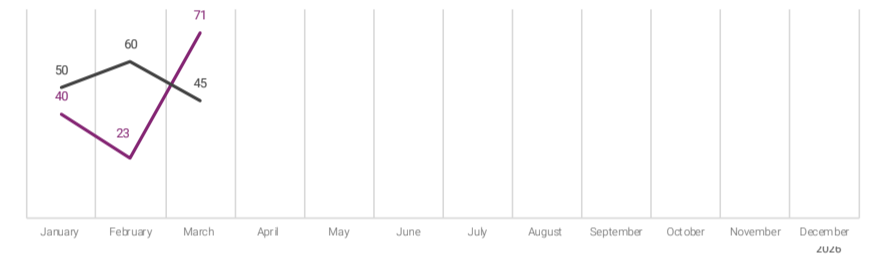
#### March

month

share of total production

HEV	2026	<b>71</b>	26	57,8%
	2025	<b>45</b>		

12,6%
-------



Iveco Czech Republic, a. s.



HEV	January-March	2026	<b>134</b>	-21	-13,5%
		2025	<b>155</b>		
	March	2026	<b>71</b>	26	57,8%
		2025	<b>45</b>		



### TOTAL Hybrid vehicles

categories M1, M2 and M3

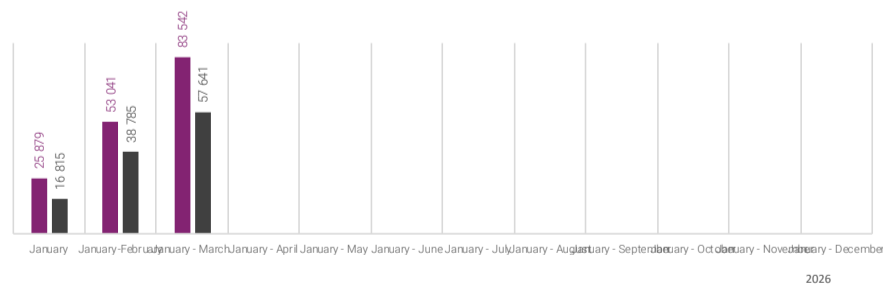
#### January-March

culumation

share of total production

HEV	2026	<b>83 542</b>	25 901	44,9%
	2025	<b>57 641</b>		

21,0%
-------



#### March

month

share of total production

HEV	2026	<b>30 501</b>	11 645	61,8%
	2025	<b>18 856</b>		

21,3%
-------

