

# Hybrid vehicle production

The category represents only a subsection of the total vehicle production. in the Czech Republic

## April 2026



### Passenger cars

category M1

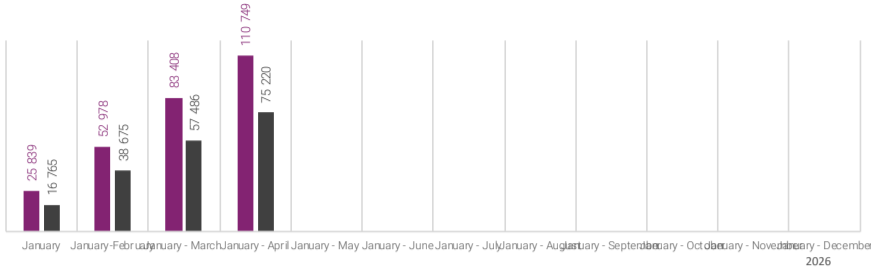
#### January-April

culumation

share of total production

|     |      |                |        |       |
|-----|------|----------------|--------|-------|
| HEV | 2026 | <b>110 749</b> | 35 529 | 47,2% |
|     | 2025 | 75 220         |        |       |

|       |
|-------|
| 21,1% |
|-------|



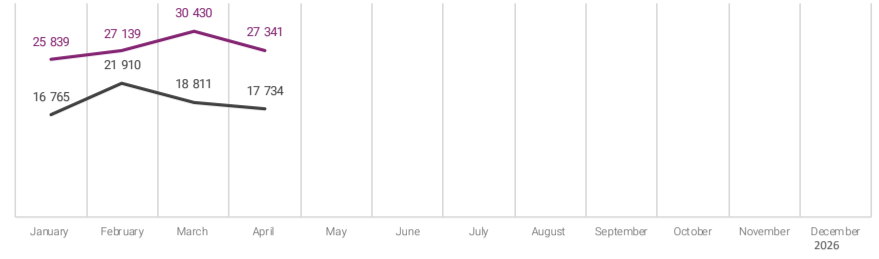
#### April

month

share of total production

|     |      |               |       |       |
|-----|------|---------------|-------|-------|
| HEV | 2026 | <b>27 341</b> | 9 607 | 54,2% |
|     | 2025 | 17 734        |       |       |

|       |
|-------|
| 21,3% |
|-------|



Hyundai Motor Manufacturing Czech s.r.o.

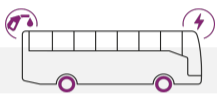


|     |               |      |               |        |       |
|-----|---------------|------|---------------|--------|-------|
| HEV | January-April | 2026 | <b>28 318</b> | -1 831 | -6,1% |
|     |               | 2025 | 30 149        |        |       |
| HEV | April         | 2026 | <b>7 246</b>  | 506    | 7,5%  |
|     |               | 2025 | 6 740         |        |       |

Toyota Motor Manufacturing Czech Republic, s.r.o.



|     |               |      |               |        |       |
|-----|---------------|------|---------------|--------|-------|
| HEV | January-April | 2026 | <b>82 431</b> | 37 360 | 82,9% |
|     |               | 2025 | 45 071        |        |       |
| HEV | April         | 2026 | <b>20 095</b> | 9 101  | 82,8% |
|     |               | 2025 | 10 994        |        |       |



### Buses

categories M1, M2

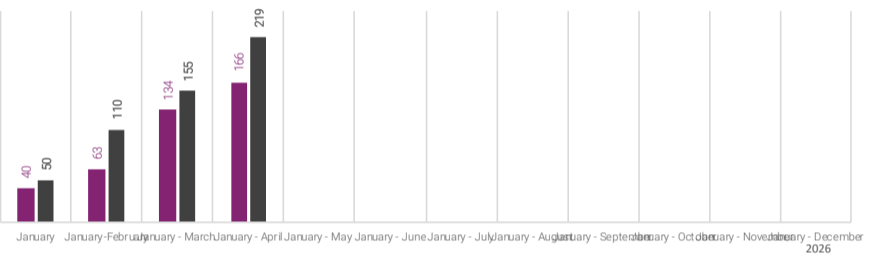
#### January-April

culumation

share of total production

|     |      |            |     |        |
|-----|------|------------|-----|--------|
| HEV | 2026 | <b>166</b> | -53 | -24,2% |
|     | 2025 | 219        |     |        |

|      |
|------|
| 8,8% |
|------|



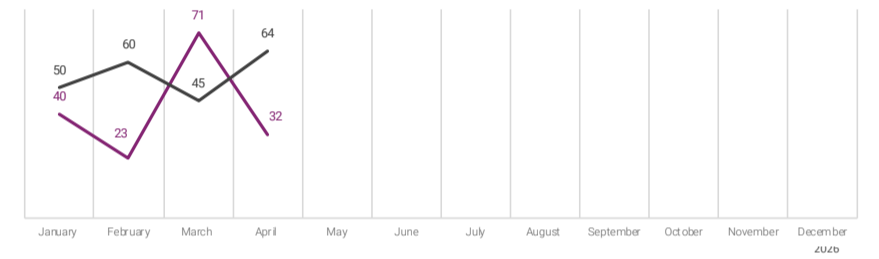
#### April

month

share of total production

|     |      |           |     |        |
|-----|------|-----------|-----|--------|
| HEV | 2026 | <b>32</b> | -32 | -50,0% |
|     | 2025 | 64        |     |        |

|      |
|------|
| 7,1% |
|------|



Iveco Czech Republic, a. s.



|     |               |      |            |     |        |
|-----|---------------|------|------------|-----|--------|
| HEV | January-April | 2026 | <b>166</b> | -53 | -24,2% |
|     |               | 2025 | 219        |     |        |
| HEV | April         | 2026 | <b>32</b>  | -32 | -50,0% |
|     |               | 2025 | 64         |     |        |



### TOTAL Hybrid vehicles

categories M1, M2 and M3

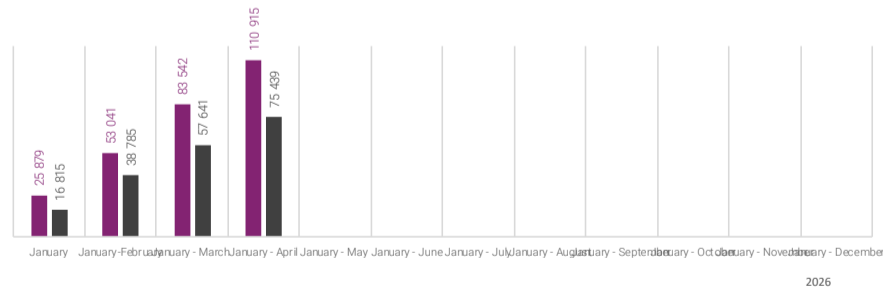
#### January-April

culumation

share of total production

|     |      |                |        |       |
|-----|------|----------------|--------|-------|
| HEV | 2026 | <b>110 915</b> | 35 476 | 47,0% |
|     | 2025 | 75 439         |        |       |

|       |
|-------|
| 21,0% |
|-------|



#### April

month

share of total production

|     |      |               |       |       |
|-----|------|---------------|-------|-------|
| HEV | 2026 | <b>27 373</b> | 9 575 | 53,8% |
|     | 2025 | 17 798        |       |       |

|       |
|-------|
| 21,2% |
|-------|

