Hybrid vehicle production

The category represents only a subsection of the total vehicle production. in the Czech Republic

October 2026

CZECH AUTOMOTIVE INDUSTRY ASSOCIATION

Passenger cars

category M1

January-October

culumation

share of total production

HEV	2026	**254 229**	86 316	51,4%	21,5%
	2025	**167 913**			

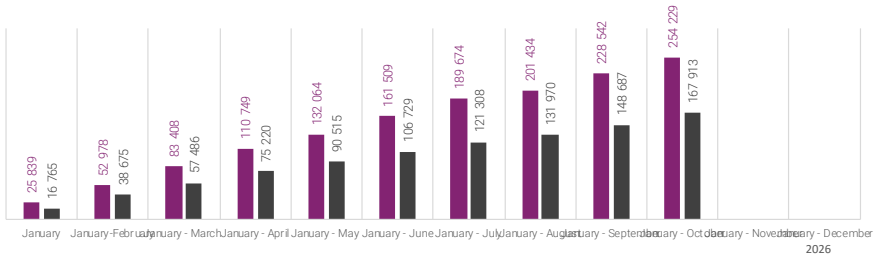

Ostober

month

share of total production

HEV	2026	**25 687**	6 461	33,6%	29,5%
	2025	**19 226**			

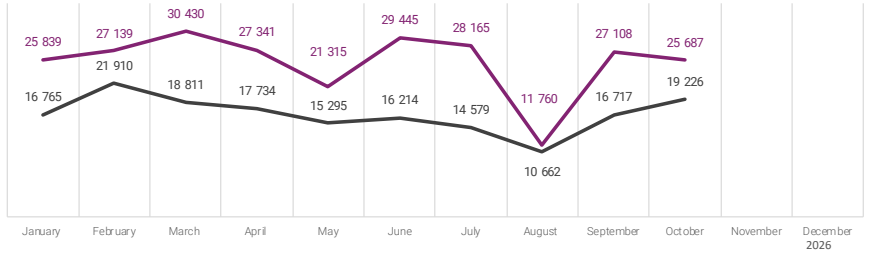

Hyundai Motor Manufacturing Czech s.r.o.

HEV	January-October	2026	**69 225**	1 262	1,9%
		2025	**67 963**		
	Ostober	2026	**6 006**	-1 232	-17,0%
		2025	**7 238**		

Toyota Motor Manufacturing Czech Republic, s.r.o.

	January-October	2026	**185 004**	85 054	85,1%
		2025	**99 950**		
	Ostober	2026	**19 681**	7 693	64,2%
		2025	**11 988**		

Buses

categories M1, M2

January-October

culumation

share of total production

HEV	2026	**303**	-92	-23,3%	6,5%
	2025	**395**			

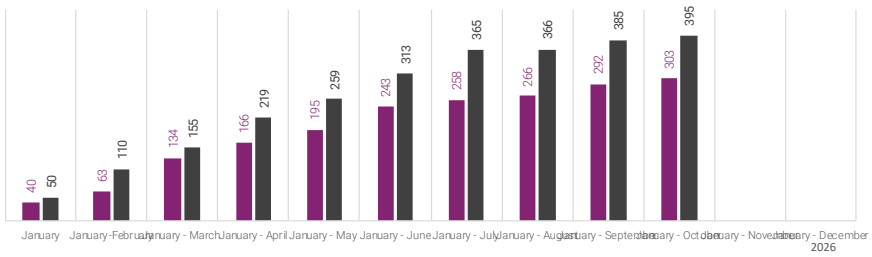

Ostober

month

share of total production

HEV	2026	**11**	1	10,0%	2,2%
	2025	**10**			

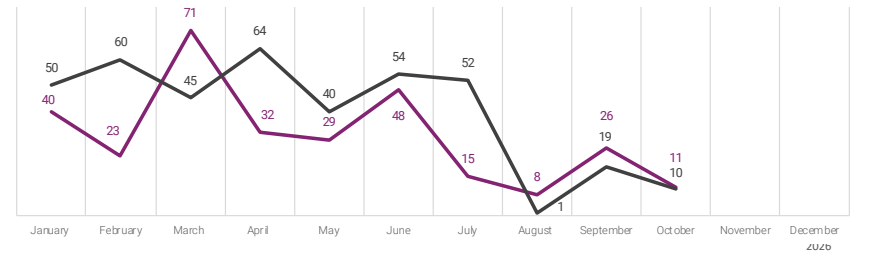

Iveco Czech Republic, a. s.

HEV	January-October	2026	**303**	-92	-23,3%
		2025	**395**		
	Ostober	2026	**11**	1	10,0%
		2025	**10**		

TOTAL Hybrid vehicles

categories M1, M2 and M3

January-October

culumation

share of total production

HEV	2026	**254 532**	86 224	51,2%	21,4%
	2025	**168 308**			

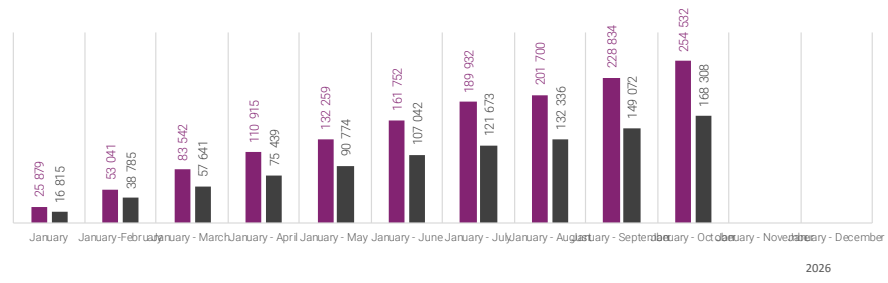

Ostober

month

share of total production

HEV	2026	**25 698**	6 462	33,6%	29,4%
	2025	**19 236**			

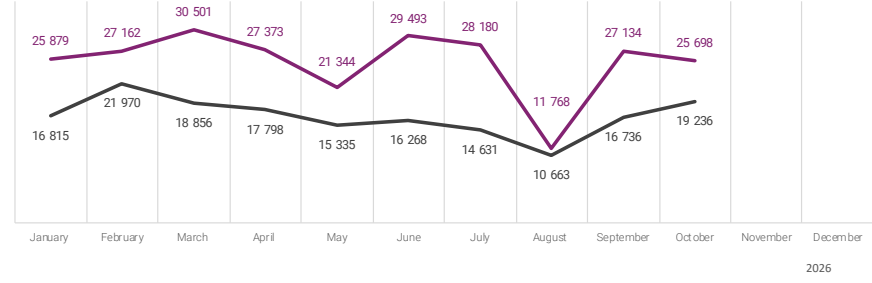

© Sdružení automobilového průmyslu | 18.11.2026 | www.autosap.cz