

Electric vehicle production

in the Czech Republic

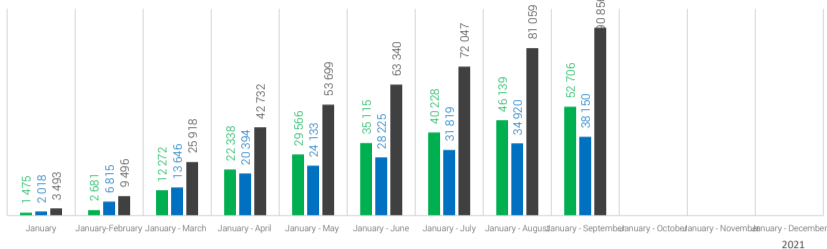
September 2021



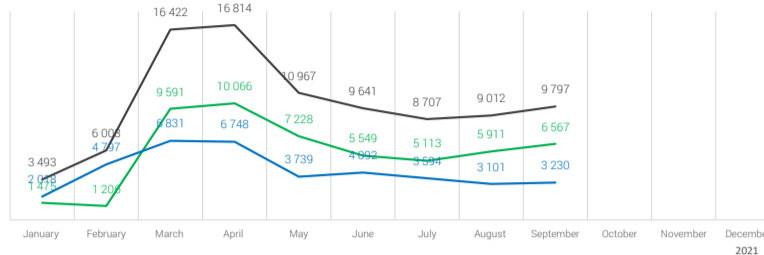
Passenger cars

category M1

January-September		cumulation	
Total passenger vehicles production	831 653	100%	
of these BEVs	52 706	6,34%	
of these PHEVs	38 150	4,59%	
Total electric passenger vehicles production	90 856	10,92%	



September		month	
Total passenger vehicles production	56 157	100%	
of these BEVs	6 567	11,69%	
of these PHEVs	3 230	5,75%	
Total electric passenger vehicles production	9 797	17,45%	



SKODA AUTO a.s.		SKODA	
January-September	514 309	37 482	21 217
September	27 886	3 911	648

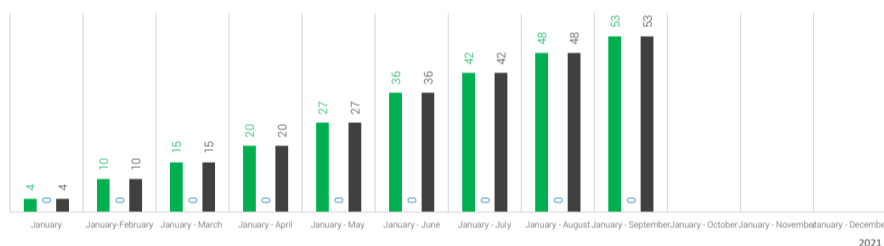
Hyundai Motor Manufacturing Czech s.r.o.		HYUNDAI	
January-September	207 300	15 224	16 933
September	24 900	2 656	2 582



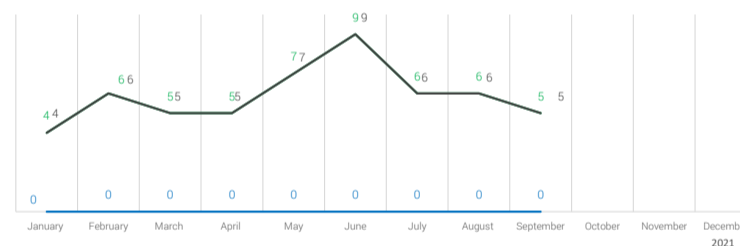
Buses

categories M2 and M3

January-September		cumulation	
Total buses production	3 475	100%	
of these BEVs	53	1,53%	
of these PHEVs	0	0,00%	
Total electric buses production	53	1,53%	



September		month	
Total buses production	491	100%	
of these BEVs	5	1,02%	
of these PHEVs	0	0,00%	
Total electric buses production	5	1,02%	



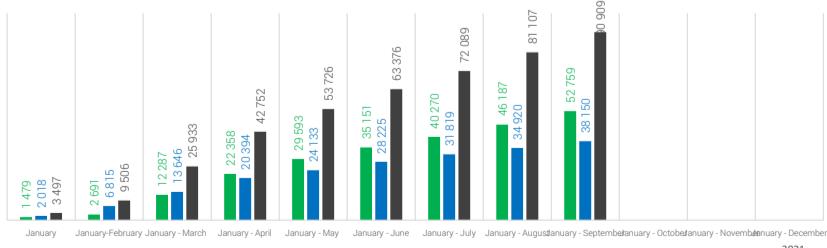
SOR Libchavy spol. s r.o.		SOR	
January-September	302	53	0
September	69	5	0



TOTAL Electric vehicles

categories M1, N1, M2 and M3

January-September		cumulation	
Total BEVs production	52 759		
Total PHEVs production	38 150		
Total electric vehicles production	90 909		



September		month	
Total BEVs production	6 572		
Total PHEVs production	3 230		
Total electric vehicles production	9 802		

