# Vehicle production

in the Czech Republic

**October 2026**

AutoSAP CZECH AUTOMOTIVE INDUSTRY ASSOCIATION

## Passenger cars

category M1

The category covers the production of all passenger vehicles regardless of fuel.

### January-October

cumulation

| | | | |
|---|---|---|---|
| 2026 | **1 182 933** | -31 083 | -2,6% |
| 2025 | **1 214 016** | | |

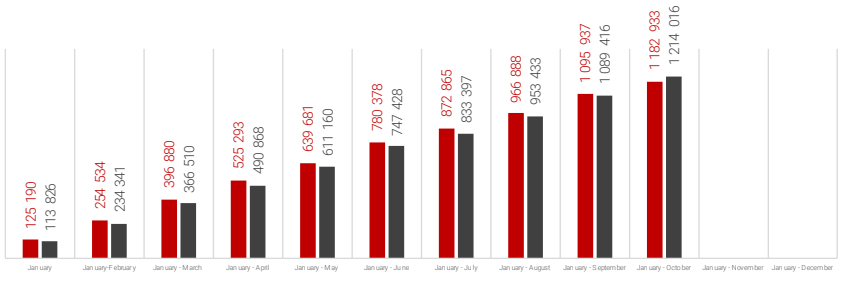


### Ostober

month

| | | | |
|---|---|---|---|
| 2026 | **86 996** | -37 604 | -30,2% |
| 2025 | **124 600** | | |

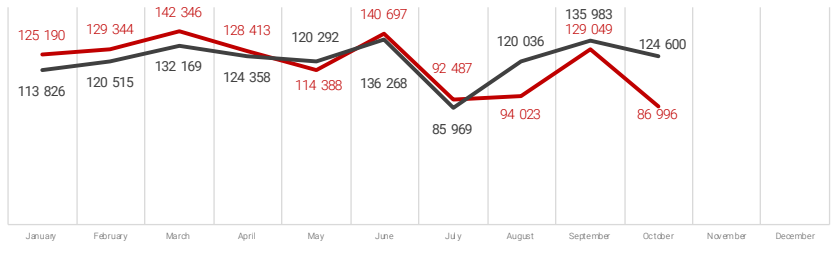


### ŠKODA AUTO a.s.

| | | | | |
|---|---|---|---|---|
| January-October | 2026 | **781 069** | -3 449 | -0,4% |
| | 2025 | **784 518** | | |
| Ostober | 2026 | **47 115** | -32 010 | -40,5% |
| | 2025 | **79 125** | | |

### Hyundai Motor Manufacturing Czech s.r.o.

| | | | | |
|---|---|---|---|---|
| January-October | 2026 | **216 860** | -21 615 | -9,1% |
| | 2025 | **238 475** | | |
| Ostober | 2026 | **20 200** | -4 300 | -17,6% |
| | 2025 | **24 500** | | |

### Toyota Motor Manufacturing Czech Republic, s.r.o.

| | | | | |
|---|---|---|---|---|
| January-October | 2026 | **185 004** | -6 019 | -3,2% |
| | 2025 | **191 023** | | |
| Ostober | 2026 | **19 681** | -1 294 | -6,2% |
| | 2025 | **20 975** | | |

## Buses

categories M2 and M3

### January-October

cumulation

| | | | |
|---|---|---|---|
| 2026 | **4 662** | 74 | 1,6% |
| 2025 | **4 588** | | |

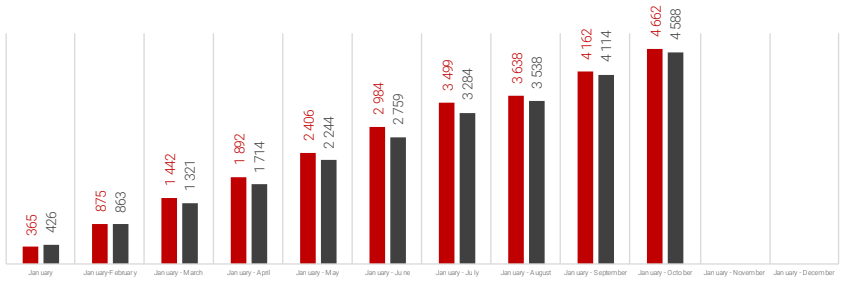


### Ostober

month

| | | | |
|---|---|---|---|
| 2026 | **500** | 26 | 5,5% |
| 2025 | **474** | | |

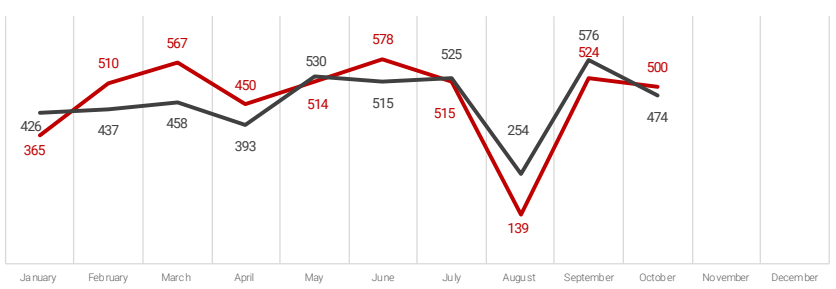


### Iveco Czech Republic, a. s.

| | | | | |
|---|---|---|---|---|
| January-October | 2026 | **4 110** | -122 | -2,9% |
| | 2025 | **4 232** | | |
| Ostober | 2026 | **437** | 3 | 0,7% |
| | 2025 | **434** | | |

### SOR Libchavy spol. s r.o.

| | | | | |
|---|---|---|---|---|
| January-October | 2026 | **531** | 200 | 60,4% |
| | 2025 | **331** | | |
| Ostober | 2026 | **60** | 23 | 62,2% |
| | 2025 | **37** | | |

### KHMC s.r.o.

| | | | | |
|---|---|---|---|---|
| January-October | 2026 | **21** | -4 | -16,0% |
| | 2025 | **25** | | |
| Ostober | 2026 | **3** | 0 | 0,0% |
| | 2025 | **3** | | |

## Motorcycles

category L

### January-October

cumulation

| | | | |
|---|---|---|---|
| 2026 | **626** | 28 | 4,7% |
| 2025 | **598** | | |

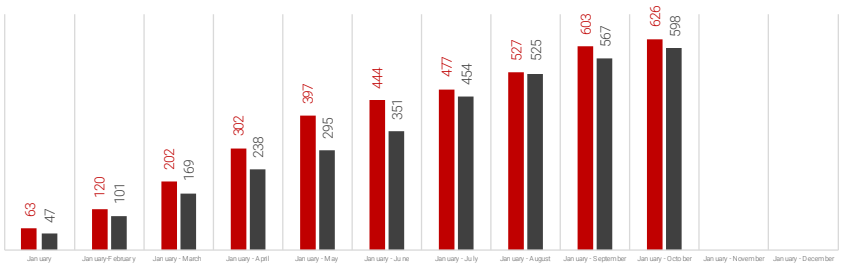


### Ostober

month

| | | | |
|---|---|---|---|
| 2026 | **23** | -8 | -25,8% |
| 2025 | **31** | | |

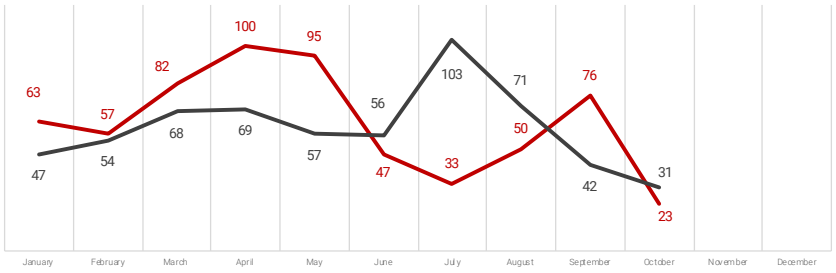


### JAWA Moto spol. s r.o.

| | | | | |
|---|---|---|---|---|
| January-October | 2026 | **626** | 28 | 4,7% |
| | 2025 | **598** | | |
| Ostober | 2026 | **23** | -8 | -25,8% |
| | 2025 | **31** | | |

© Sdružení automobilového průmyslu

18.11.2026

www.autosap.cz