

Vehicle production

in the Czech Republic

July 2021



SDRUŽENÍ
AUTOMOBILOVÉHO
PRŮMYSLU



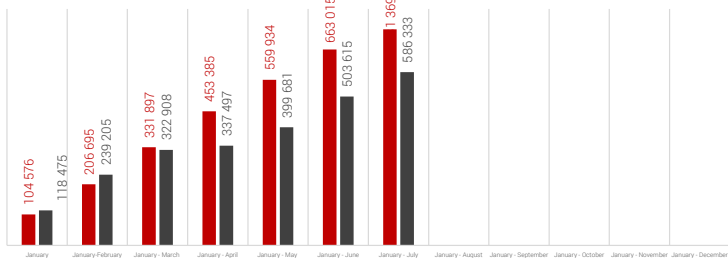
Passenger cars

category M1

January-July

cumulation

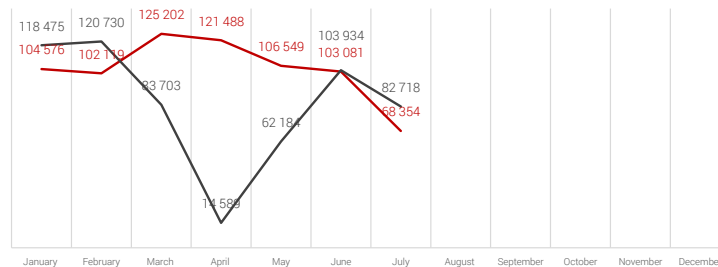
2021	731 369	145 036	24,7%
2020	586 333		



July

month

2021	68 354	-14 364	-17,4%
2020	82 718		



ŠKODA AUTO a.s.



January-July	2021	464 796	73 863	18,9%
	2020	390 933		
July	2021	43 958	-9 395	-17,6%
	2020	53 353		

Hyundai Motor
Manufacturing Czech s.r.o.



January-July	2021	159 900	45 160	39,4%
	2020	114 740		
July	2021	17 500	-850	-4,6%
	2020	18 350		

Toyota Motor
Manufacturing Czech Republic, s.r.o.



January-July	2021	106 673	26 013	32,3%
	2020	80 660		
July	2021	6 896	-4 119	-37,4%
	2020	11 015		



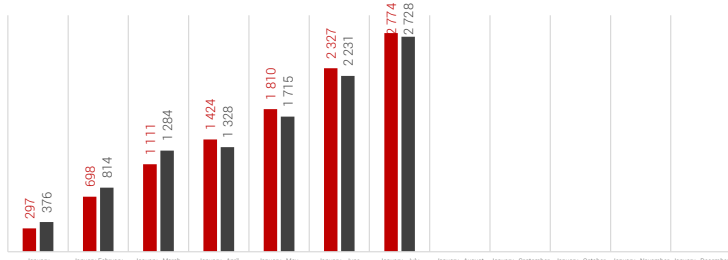
Buses

categories M2 and M3

January-July

cumulation

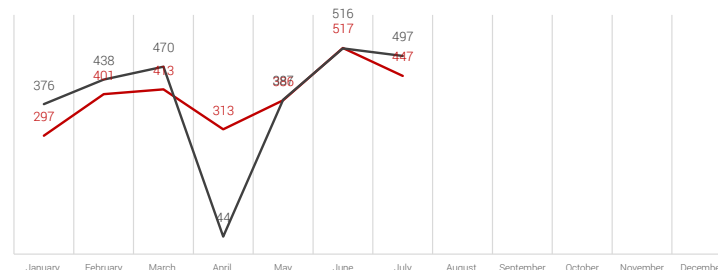
2021	2 774	46	1,7%
2020	2 728		



July

month

2021	447	-50	-10,1%
2020	497		



Iveco Czech Republic, a.s.



January-July	2021	2 548	75	3,0%
	2020	2 473		
July	2021	435	-39	-8,2%
	2020	474		

SOR Libchavy spol. s r.o.



January-July	2021	213	-31	-12,7%
	2020	244		
July	2021	8	-13	-61,9%
	2020	21		

KHMC s.r.o.



January-July	2021	13	2	18,2%
	2020	11		
July	2021	4	2	100,0%
	2020	2		

ŠKODA ELECTRIC a.s.



January-July	2021	0	0	n/a
	2020	n/a		
July	2021	0	0	n/a
	2020	n/a		



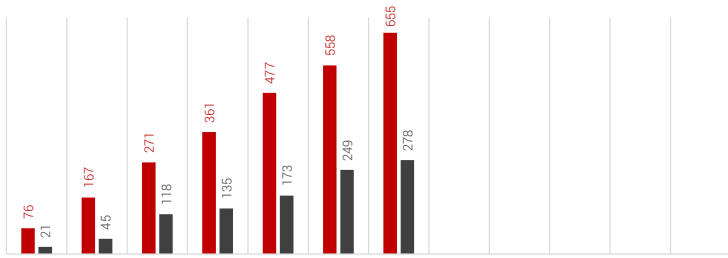
Motorcycles

category L

January-July

cumulation

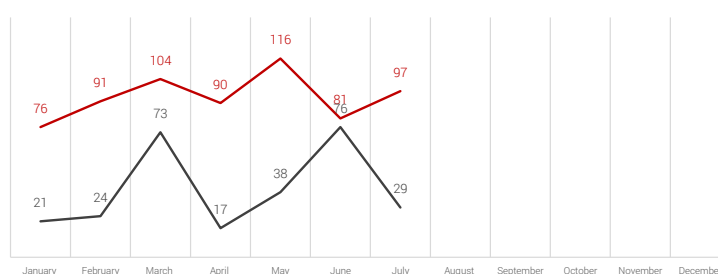
2021	655	377	135,6%
2020	278		



July

month

2021	97	68	234,5%
2020	29		



JAWA Moto spol. s r.o.



January-July	2021	655	377	135,6%
	2020	278		
July	2021	97	68	234,5%
	2020	29		