

Vehicle production

in the Czech Republic

February 2023



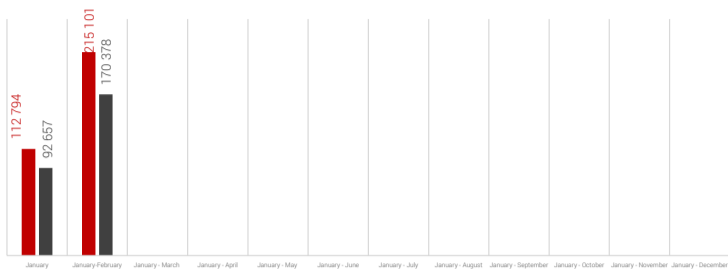
Passenger cars

category M1

January-February

cumulation

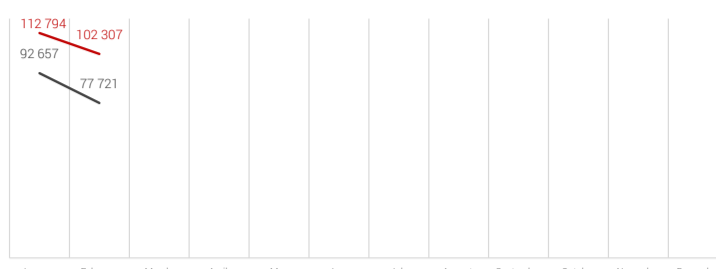
2023	215 101	44 723	26,2%
2022	170 378		



February

month

2023	102 307	24 586	31,6%
2022	77 721		



ŠKODA AUTO a.s.



January-February	2023	141 688	31 517	28,6%
	2022	110 171		
February	2023	71 089	23 270	48,7%
	2022	47 819		

Hyundai Motor Manufacturing Czech s.r.o.



January-February	2023	54 100	7 999	17,4%
	2022	46 101		
February	2023	29 900	5 400	22,0%
	2022	24 500		

Toyota Motor Manufacturing Czech Republic, s.r.o. MOTOR MANUFACTURING CZECH



January-February	2023	19 313	5 207	36,9%
	2022	14 106		
February	2023	1 318	-4 084	-75,6%
	2022	5 402		



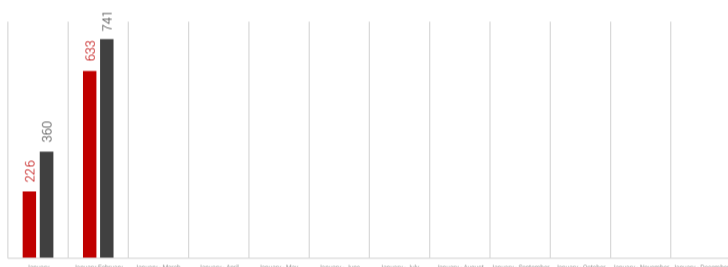
Buses

categories M2 and M3

January-February

cumulation

2023	633	-108	-14,6%
2022	741		



February

month

2023	407	26	6,8%
2022	381		



Iveco Czech Republic, a.s.



January-February	2023	584	-96	-14,1%
	2022	680		
February	2023	370	20	5,7%
	2022	350		

SOR Libchavy spol. s r.o.



January-February	2023	45	-1	-2,2%
	2022	46		
February	2023	35	17	94,4%
	2022	18		

KHMC s.r.o.



January-February	2023	4	3	300,0%
	2022	1		
February	2023	2	2	#####
	2022	0		

ŠKODA ELECTRIC a.s.



January-February	2023	0	-14	-100,0%
	2022	14		
February	2023	0	-13	-100,0%
	2022	13		



Motorcycles

category L

January-February

cumulation

2023	109	-347	-76,1%
2022	456		



February

month

2023	35	-155	-81,6%
2022	190		



JAWA Moto spol. s r.o.



January-February	2023	109	-347	-76,1%
	2022	456		
February	2023	35	-155	-81,6%
	2022	190		