

# Vehicle production, domestic sales and export

in the Czech Republic

### March 2022




## Passenger cars

category M1

### January - March

cumulation

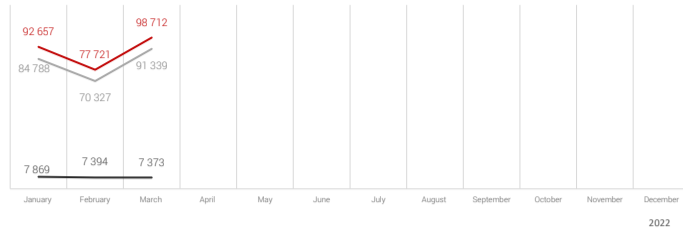
	2022	2021		
<b>Production</b>	269 090	331 897	-62 807	-18,9%
<b>Domestic sales</b>	22 636	23 826	-1 190	-5,0%
<b>Export</b>	246 454	308 408	-61 954	-20,1%



### March

month

	2022	2021		
<b>Production</b>	98 712	125 202	-26 490	-21,2%
<b>Domestic sales</b>	7 373	9 216	-1 843	-20,0%
<b>Export</b>	91 339	116 060	-24 721	-21,3%



		2022	2021		
<b>Production</b>	January - March	162 640	225 115	-62 475	-27,8%
	March	52 469	84 656	-32 187	-38,0%
	Domestic sales	18 552	19 574	-1 022	-5,2%
	March	5 799	7 299	-1 500	-20,6%
<b>Export</b>	January - March	144 088	205 878	-61 790	-30,0%
	March	46 670	77 431	-30 761	-39,7%



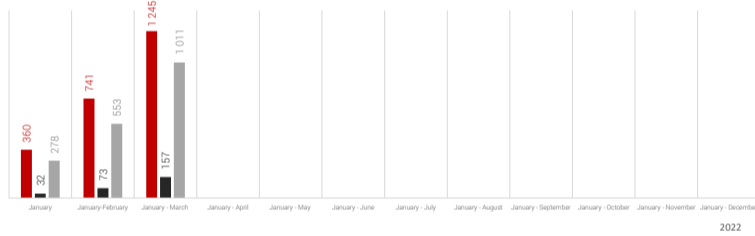
## Buses

categories M2 and M3

### January - March

cumulation

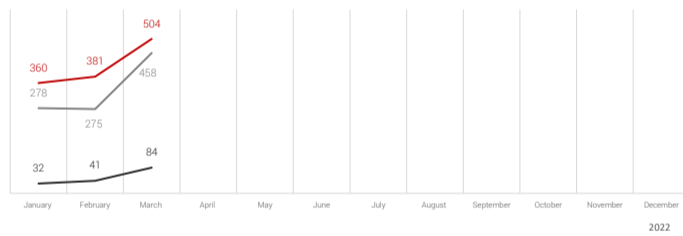
	2022	2021		
<b>Production</b>	1 245	1 111	134	12,1%
<b>Domestic sales</b>	157	148	9	6,1%
<b>Export</b>	1 011	935	76	8,1%



### March

month

	2022	2021		
<b>Production</b>	504	413	91	22,0%
<b>Domestic sales</b>	84	18	66	366,7%
<b>Export</b>	458	429	29	6,8%



		2022	2021		
<b>Production</b>	January - March	1 135	1 017	118	11,6%
	March	455	390	65	16,7%
	Domestic sales	102	80	22	11,6%
	March	66	18	48	266,7%
<b>Export</b>	January - March	970	909	61	6,7%
	March	427	420	7	1,7%

		2022	2021		
<b>Production</b>	2022	14	n/a	14	n/a
	2021	n/a	n/a		
<b>Domestic sales</b>	2022	0	n/a	0	n/a
	2021	n/a	n/a		
<b>Export</b>	2022	0	n/a	0	n/a
	2021	n/a	n/a		




## Motorcycles

category L

### January - March

cumulation

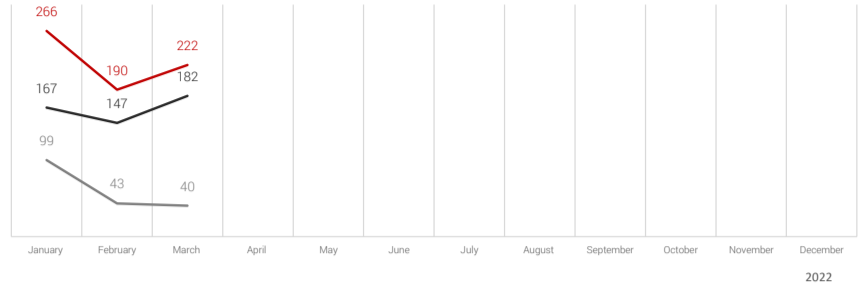
<b>Production</b>	2022	<b>678</b>	407	150,2%
	2021	271		
<b>Domestic sales</b>	2022	<b>496</b>	266	115,7%
	2021	230		
<b>Export</b>	2022	<b>182</b>	141	343,9%
	2021	41		



### March

month

<b>Production</b>	2022	<b>222</b>	118	113,5%
	2021	104		
<b>Domestic sales</b>	2022	<b>182</b>	87	91,6%
	2021	95		
<b>Export</b>	2022	<b>40</b>	31	344,4%
	2021	9		



JAWA Moto spol. s r.o.



<b>Production</b>	January - March	2022	<b>678</b>	407	150,2%
	2021	271			
	March	2022	<b>222</b>	118	113,5%
	2021	104			

<b>Domestic sales</b>	January - March	2022	<b>496</b>	266	115,7%
	2021	230			
	March	2022	<b>182</b>	87	91,6%
	2021	95			

<b>Export</b>	January - March	2022	<b>182</b>	141	343,9%
	2021	41			
	March	2022	<b>40</b>	31	344,4%
	2021	9			



## Commercial vehicles

categories N2 and N3

### January - March

cumulation

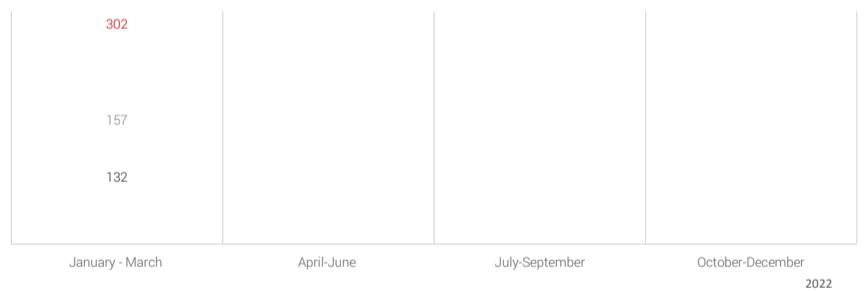
<b>Production</b>	2022	<b>302</b>	61	25,3%
	2021	241		
<b>Domestic sales</b>	2022	<b>132</b>	47	55,3%
	2021	85		
<b>Export</b>	2022	<b>157</b>	7	4,7%
	2021	150		



### January-March

quarter

<b>Production</b>	2022	<b>302</b>	61	25,3%
	2021	241		
<b>Domestic sales</b>	2022	<b>132</b>	47	55,3%
	2021	85		
<b>Export</b>	2022	<b>157</b>	7	4,7%
	2021	150		



TATRA TRUCKS a.s.



<b>Production</b>	January - March	2022	<b>302</b>	61	25,3%
	2021	241			
	January - March	2022	<b>302</b>	61	25,3%
	2021	241			

<b>Domestic sales</b>	January - March	2022	<b>132</b>	47	55,3%
	2021	85			
	January - March	2022	<b>132</b>	47	55,3%
	2021	85			

<b>Export</b>	January - March	2022	<b>157</b>	7	4,7%
	2021	150			
	January - March	2022	<b>157</b>	7	4,7%
	2021	150			



### Trailers up to 3,5 t

categories O1 and O2

#### January - March

cumulation

<b>Production</b>	2022	<b>4 970</b>	-434	-8,0%
	2021	5 404		
<b>Domestic sales</b>	2022	<b>2 624</b>	-99	-3,6%
	2021	2 723		
<b>Export</b>	2022	<b>1 978</b>	-292	-12,9%
	2021	2 270		

#### January-March

quarter

<b>Production</b>	2022	<b>4 970</b>	-434	-8,0%
	2021	5 404		
<b>Domestic sales</b>	2022	<b>2 624</b>	-99	-3,6%
	2021	2 723		
<b>Export</b>	2022	<b>1 978</b>	-292	-12,9%
	2021	2 270		



AGADOS, spol. s r.o.



<b>Production</b>	January - March	2022	<b>4 970</b>	-434	-8,0%
		2021	5 404		
<b>Domestic sales</b>	January - March	2022	<b>2 624</b>	-99	-3,6%
		2021	2 723		
<b>Export</b>	January - March	2022	<b>1 978</b>	-292	-12,9%
		2021	2 270		



### Trailers over 3,5 t

categories O3 and O4

#### January - March

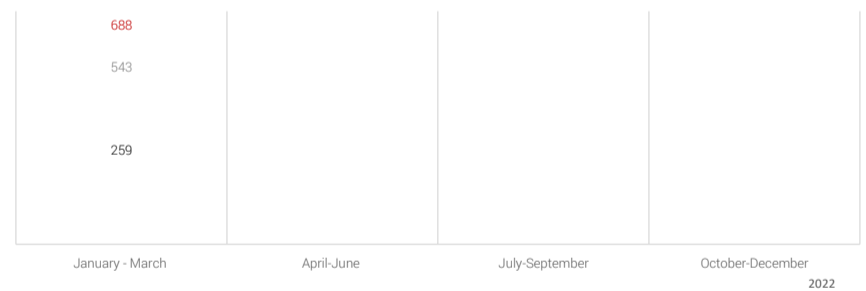
cumulation

<b>Production</b>	2022	<b>688</b>	115	20,1%
	2021	573		
<b>Domestic sales</b>	2022	<b>259</b>	48	22,7%
	2021	211		
<b>Export</b>	2022	<b>543</b>	450	483,9%
	2021	93		

#### January-March

quarter

<b>Production</b>	2022	<b>688</b>	115	20,1%
	2021	573		
<b>Domestic sales</b>	2022	<b>259</b>	48	22,7%
	2021	211		
<b>Export</b>	2022	<b>543</b>	450	483,9%
	2021	93		



Schwarz Müller s.r.o.



PANAV, a.s.



<b>Production</b>	January - March	2022	<b>577</b>	115	24,9%
		2021	462		
<b>Domestic sales</b>	January - March	2022	<b>182</b>	38	26,4%
		2021	144		
<b>Export</b>	January - March	2022	<b>521</b>	438	527,7%
		2021	83		

<b>Production</b>	January - March	2022	<b>111</b>	0	0,0%
		2021	111		
<b>Domestic sales</b>	January - March	2022	<b>77</b>	10	14,9%
		2021	67		
<b>Export</b>	January - March	2022	<b>22</b>	12	120,0%
		2021	10		



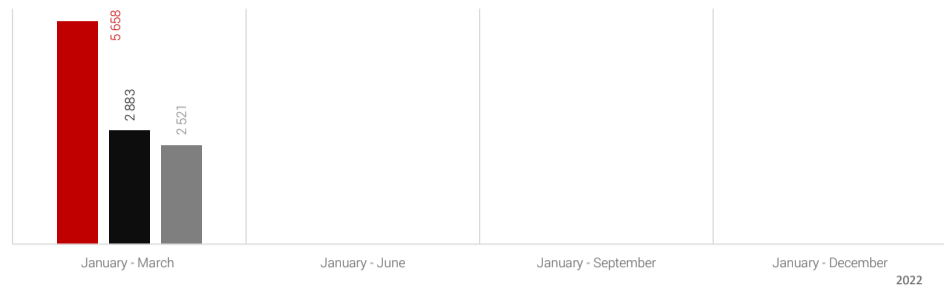
## TOTAL Trailers

categories O1, O2, O3 and O4

### January - March

cumulation

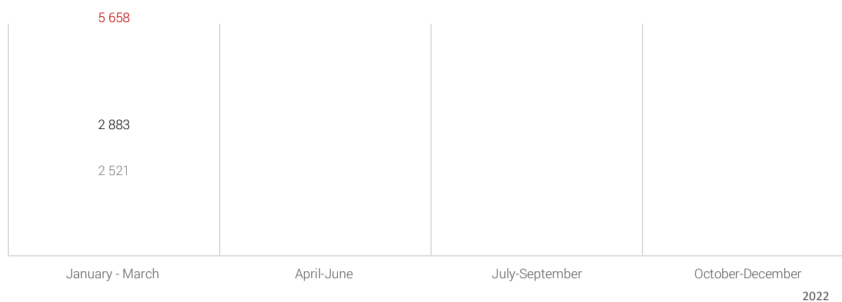
Production	2022	<b>5 658</b>	-319	-5,3%
	2021	5 977		
Domestic sales	2022	<b>2 883</b>	-51	-1,7%
	2021	2 934		
Export	2022	<b>2 521</b>	158	6,7%
	2021	2 363		



### January-March

quarter

Production	2022	<b>5 658</b>	-319	-5,3%
	2021	5 977		
Domestic sales	2022	<b>2 883</b>	-51	-1,7%
	2021	2 934		
Export	2022	<b>2 521</b>	158	6,7%
	2021	2 363		



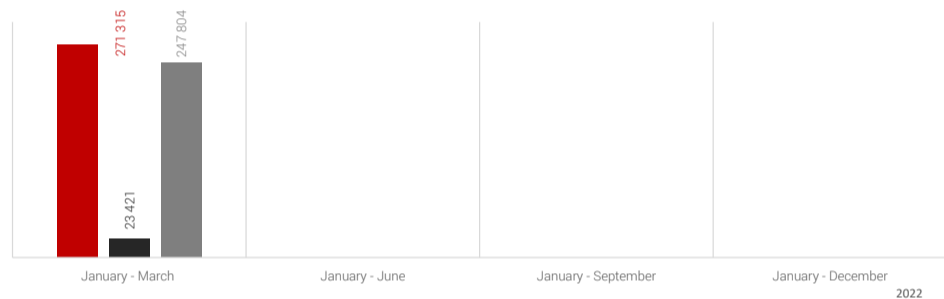
## TOTAL Motor vehicles

categories M1, M2, M3, N2, N3 and L

### January - March

cumulation

Production	2022	<b>271 315</b>	-62 205	-18,7%
	2021	333 520		
Domestic sales	2022	<b>23 421</b>	-868	-3,6%
	2021	24 289		
Export	2022	<b>247 804</b>	-61 730	-19,9%
	2021	309 534		



### January-March

quarter

Production	2022	<b>271 315</b>	-62 205	-18,7%
	2021	333 520		
Domestic sales	2022	<b>23 421</b>	-868	-3,6%
	2021	24 289		
Export	2022	<b>247 804</b>	-61 730	-19,9%
	2021	309 534		



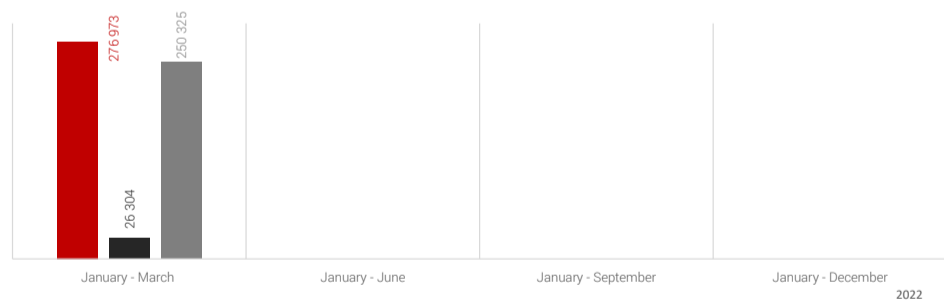
## TOTAL Road vehicles

categories M1, M2, M3, N2, N3, L, O1, O2, O3 and O4

### January - March

cumulation

Production	2022	<b>276 973</b>	-62 524	-18,4%
	2021	339 497		
Domestic sales	2022	<b>26 304</b>	-919	-3,4%
	2021	27 223		
Export	2022	<b>250 325</b>	-61 572	-19,7%
	2021	311 897		



### January-March

quarter

Production	2022	<b>276 973</b>	-62 524	-18,4%
	2021	339 497		
Domestic sales	2022	<b>26 304</b>	-919	-3,4%
	2021	27 223		
Export	2022	<b>250 325</b>	-61 572	-19,7%
	2021	311 897		

