

Vehicle production

in the Czech Republic

April 2023



SDRUŽENÍ
AUTOMOBILOVÉHO
PRŮMYSLU



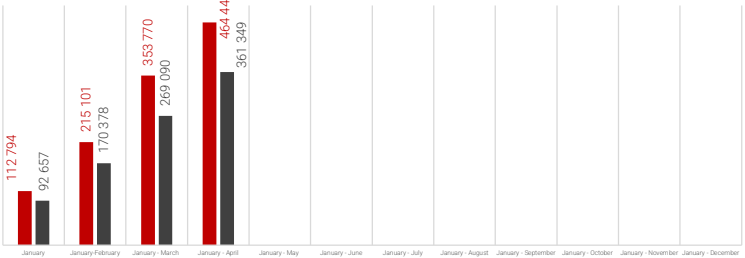
Passenger cars

category M1

January-April

cumulation

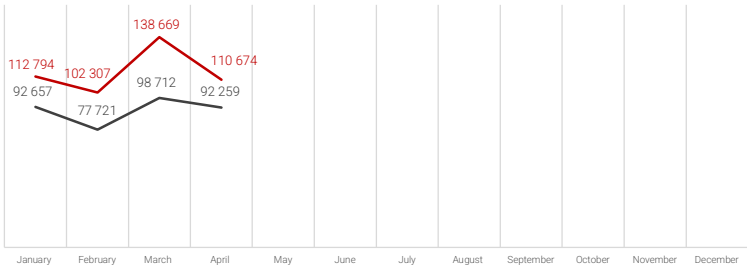
2023	464 444	103 095	28,5%
2022	361 349		



April

month

2023	110 674	18 415	20,0%
2022	92 259		



ŠKODA AUTO a.s.



January-April	2023	296 851	85 492	40,4%
	2022	211 359		
April	2023	65 199	16 480	33,8%
	2022	48 719		

Hyundai Motor
Manufacturing Czech s.r.o.



January-April	2023	114 650	10 749	10,3%
	2022	103 901		
April	2023	26 350	-3 250	-11,0%
	2022	29 600		

Toyota Motor
Manufacturing Czech Republic, s.r.o.



MOTOR MANUFACTURING CZECH

January-April	2023	52 943	6 854	14,9%
	2022	46 089		
April	2023	19 125	5 185	37,2%
	2022	13 940		



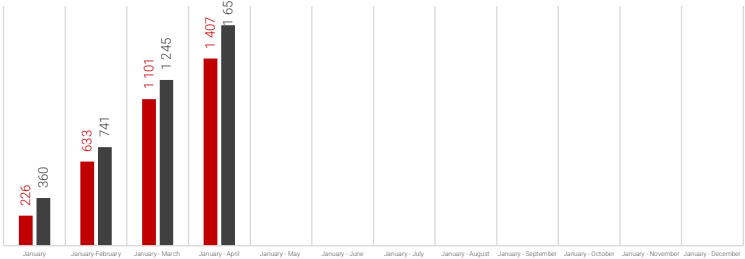
Buses

categories M2 and M3

January-April

cumulation

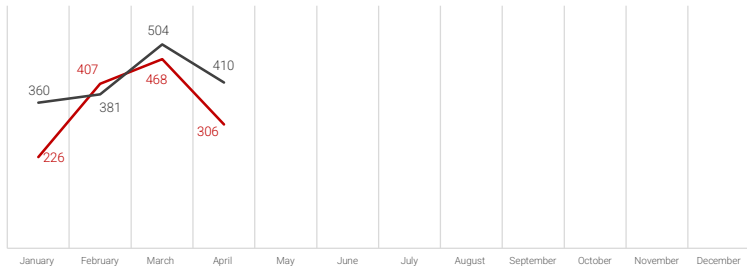
2023	1 407	-248	-15,0%
2022	1 655		



April

month

2023	306	-104	-25,4%
2022	410		



Iveco Czech Republic, a. s.



January-April	2023	1 303	-187	-12,6%
	2022	1 490		
April	2023	278	-77	-21,7%
	2022	355		

SOR Libchavy spol. s r.o.



January-April	2023	99	-47	-32,2%
	2022	146		
April	2023	28	-26	-48,1%
	2022	54		

KHMC s.r.o.



January-April	2023	5	0	0,0%
	2022	5		
April	2023	0	-1	-100,0%
	2022	1		

ŠKODA ELECTRIC a.s.



January-April	2023	0	-14	-100,0%
	2022	14		
April	2023	0	0	n/a
	2022	0		



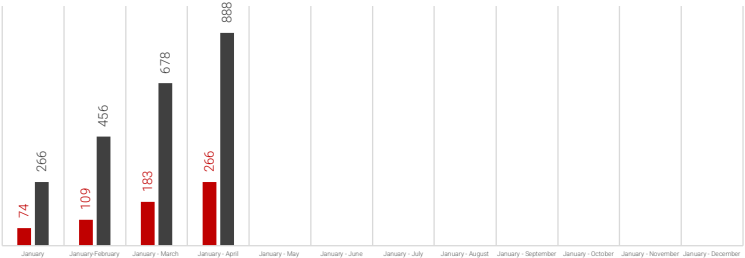
Motorcycles

category L

January-April

cumulation

2023	266	-622	-70,0%
2022	888		



April

month

2023	83	-127	-60,5%
2022	210		



JAWA Moto spol. s r.o.



January-April	2023	266	-622	-70,0%
	2022	888		
April	2023	83	-127	-60,5%
	2022	210		