

# Vehicle production, domestic sales and export

December 2021



in the Czech Republic



## Passenger cars

category M1

### January-December

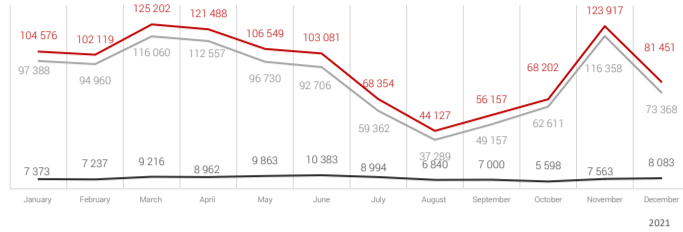
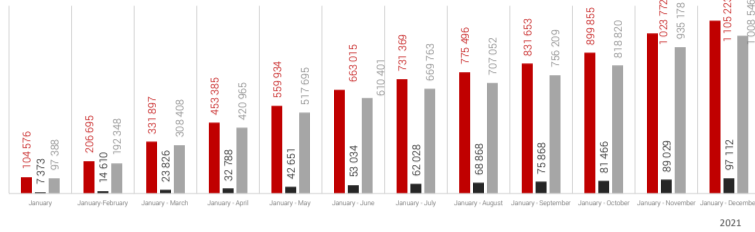
cumulation

Production	2021	<b>1 105 223</b>	-47 678	-4,1%
	2020	1 152 901		
Domestic sales	2021	<b>97 112</b>	-186	-0,2%
	2020	97 298		
Export	2021	<b>1 008 546</b>	-49 697	-4,7%
	2020	1 058 243		

### December

month

Production	2021	<b>81 451</b>	-17 354	-17,6%
	2020	98 805		
Domestic sales	2021	<b>8 083</b>	-395	-4,7%
	2020	8 478		
Export	2021	<b>73 368</b>	-17 315	-19,1%
	2020	90 683		



	SKODA AUTO a.s.	Hyundai Motor Manufacturing Czech s.r.o.	Toyota Motor Manufacturing Czech Republic, s.r.o. (MOTOR MANUFACTURING CZECH)	
Production	January-December 2021	<b>680 287</b>	-69 292	-9,2%
	2020	749 579		
	December 2021	<b>49 970</b>	-9 229	-15,6%
Domestic sales	January-December 2021	<b>79 928</b>	-3 321	-4,0%
	2020	83 249		
	December 2021	<b>6 702</b>	-353	-5,0%
Export	January-December 2021	<b>600 794</b>	-68 176	-10,2%
	2020	668 970		
	December 2021	<b>43 268</b>	-9 232	-17,6%



## Buses

categories M2 and M3

### January-December

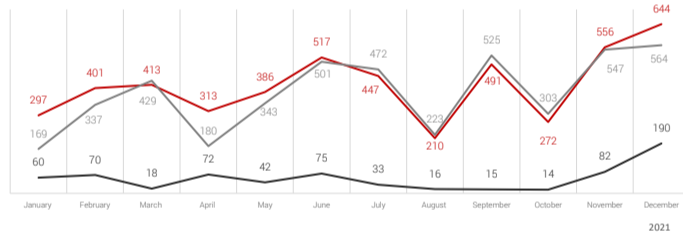
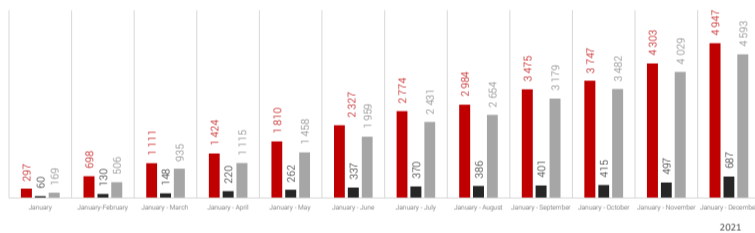
cumulation

Production	2021	<b>4 947</b>	-123	-2,4%
	2020	5 070		
Domestic sales	2021	<b>687</b>	-353	-33,9%
	2020	1 040		
Export	2021	<b>4 593</b>	203	4,6%
	2020	4 390		

### December

month

Production	2021	<b>644</b>	142	28,3%
	2020	502		
Domestic sales	2021	<b>190</b>	72	61,0%
	2020	118		
Export	2021	<b>564</b>	-6	-1,1%
	2020	570		



	Iveco Czech Republic, a.s.	SOR Libchavy spol. s r.o.	KHMC s.r.o.	
Production	January-December 2021	<b>4 365</b>	-153	-3,4%
	2020	4 518		
	December 2021	<b>511</b>	84	19,7%
Domestic sales	January-December 2021	<b>428</b>	-168	-3,4%
	2020	596		
	December 2021	<b>119</b>	56	88,9%
Export	January-December 2021	<b>4 253</b>	-29	-0,7%
	2020	4 282		
	December 2021	<b>506</b>	-44	-8,0%

	SKODA ELECTRIC a.s.			
Production	2021	<b>6</b>	6	n/a
	2020	n/a		
Domestic sales	2021	<b>23</b>	23	n/a
	2020	n/a		
Export	2021	<b>0</b>	0	n/a
	2020	n/a		



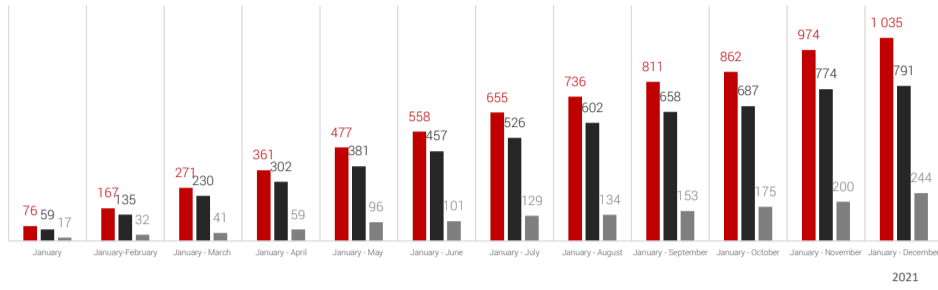
# Motorcycles

category L

## January-December

cumulation

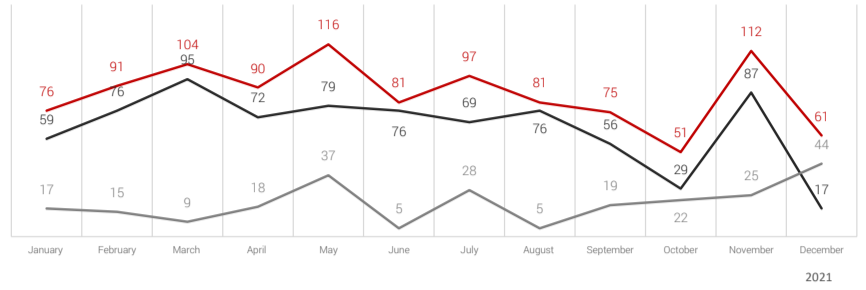
<b>Production</b>	2021	<b>1 035</b>	482	87,2%
	2020	553		
<b>Domestic sales</b>	2021	<b>791</b>	320	67,9%
	2020	471		
<b>Export</b>	2021	<b>244</b>	162	197,6%
	2020	82		



## December

month

<b>Production</b>	2021	<b>61</b>	547	-112,6%
	2020	-486		
<b>Domestic sales</b>	2021	<b>17</b>	-222	-92,9%
	2020	239		
<b>Export</b>	2021	<b>44</b>	769	-106,1%
	2020	-725		



JAWA Moto spol. s r.o.



<b>Production</b>	January-December	2021	<b>1 035</b>	482	87,2%
	2020	553			
	December	2021	<b>61</b>	547	-112,6%
	2020	-486			

<b>Domestic sales</b>	January-December	2021	<b>791</b>	320	67,9%
	2020	471			
	December	2021	<b>17</b>	-222	-92,9%
	2020	239			

<b>Export</b>	January-December	2021	<b>244</b>	162	197,6%
	2020	82			
	December	2021	<b>44</b>	769	-106,1%
	2020	-725			



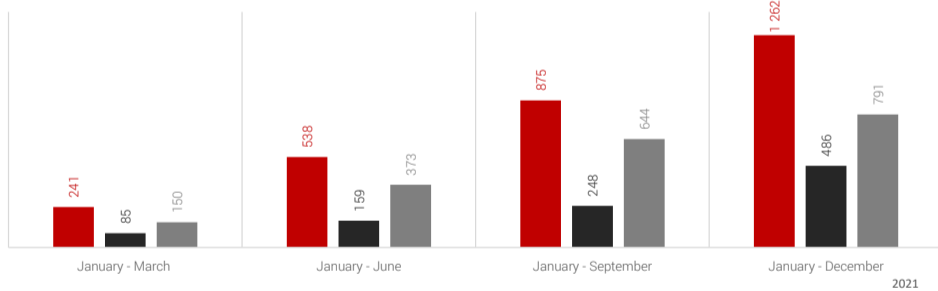
# Commercial vehicles

categories N2 and N3

## January-December

cumulation

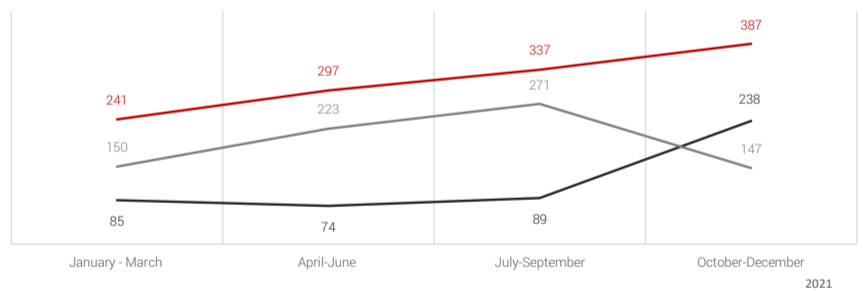
<b>Production</b>	2021	<b>1 262</b>	82	6,9%
	2020	1 180		
<b>Domestic sales</b>	2021	<b>486</b>	-130	-21,1%
	2020	616		
<b>Export</b>	2021	<b>791</b>	51	6,9%
	2020	740		



## October-December

quarter

<b>Production</b>	2021	<b>387</b>	118	43,9%
	2020	269		
<b>Domestic sales</b>	2021	<b>238</b>	-31	-11,5%
	2020	269		
<b>Export</b>	2021	<b>147</b>	-23	-13,5%
	2020	170		



TATRA TRUCKS a.s.



<b>Production</b>	January-December	2021	<b>1 262</b>	82	6,9%
	2020	1 180			
	October-December	2021	<b>387</b>	118	43,9%
	2020	269			

<b>Domestic sales</b>	January-December	2021	<b>486</b>	-130	-21,1%
	2020	616			
	October-December	2021	<b>238</b>	-31	-11,5%
	2020	269			

<b>Export</b>	January-December	2021	<b>791</b>	51	6,9%
	2020	740			
	October-December	2021	<b>147</b>	-23	-13,5%
	2020	170			



## Trailers up to 3,5 t

categories O1 and O2

### January-December

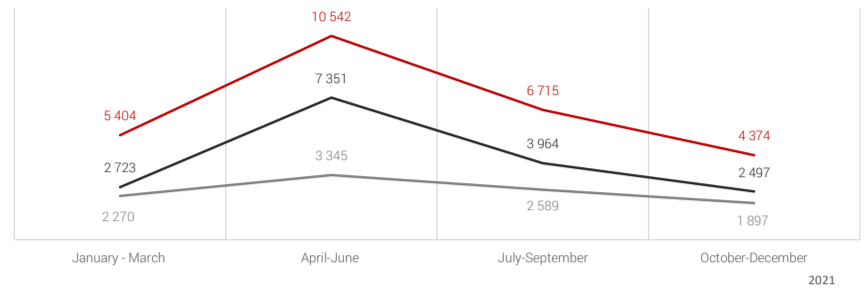
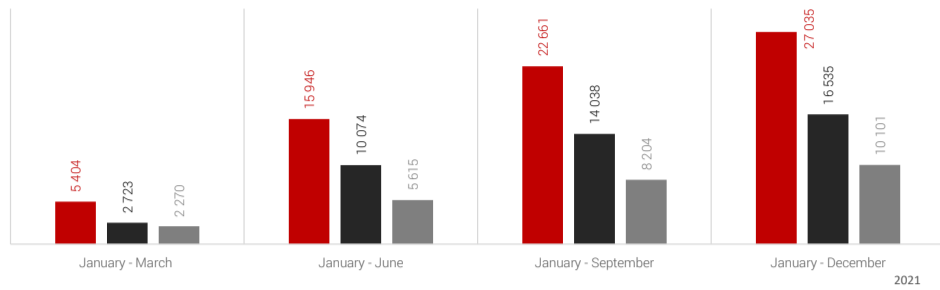
cumulation

<b>Production</b>	2021	<b>27 035</b>	2 643	10,8%
	2020	24 392		
<b>Domestic sales</b>	2021	<b>16 535</b>	1 245	8,1%
	2020	15 290		
<b>Export</b>	2021	<b>10 101</b>	1 248	14,1%
	2020	8 853		

### October-December

quarter

<b>Production</b>	2021	<b>4 374</b>	494	12,7%
	2020	3 880		
<b>Domestic sales</b>	2021	<b>2 497</b>	-131	-5,0%
	2020	2 628		
<b>Export</b>	2021	<b>1 897</b>	546	40,4%
	2020	1 351		



AGADOS, spol. s r.o.



<b>Production</b>	January-December	2021	<b>27 035</b>	2 643	10,8%
	2020	24 392			
	October-December	2021	<b>4 374</b>	494	12,7%
	2020	3 880			

<b>Domestic sales</b>	January-December	2021	<b>16 535</b>	1 245	8,1%
	2020	15 290			
	October-December	2021	<b>2 497</b>	-131	-5,0%
	2020	2 628			

<b>Export</b>	January-December	2021	<b>10 101</b>	1 248	14,1%
	2020	8 853			
	October-December	2021	<b>1 897</b>	546	40,4%
	2020	1 351			



## Trailers over 3,5 t

categories O3 and O4

### January-December

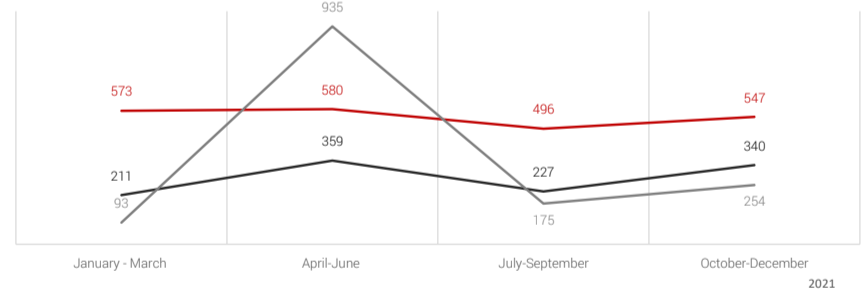
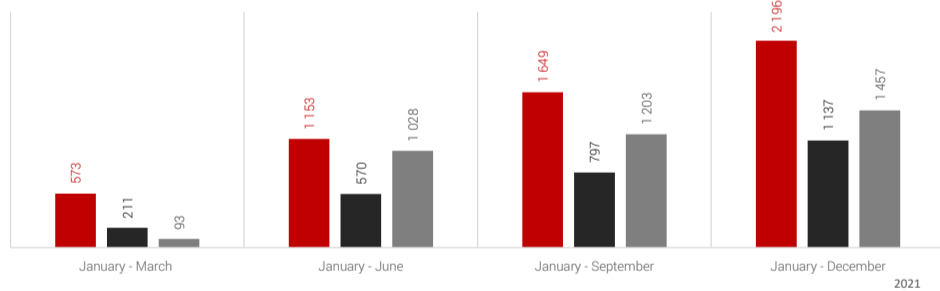
cumulation

<b>Production</b>	2021	<b>2 196</b>	141	6,9%
	2020	2 055		
<b>Domestic sales</b>	2021	<b>1 137</b>	306	36,8%
	2020	831		
<b>Export</b>	2021	<b>1 457</b>	-961	-39,7%
	2020	2 418		

### October-December

quarter

<b>Production</b>	2021	<b>547</b>	-23	-4,0%
	2020	570		
<b>Domestic sales</b>	2021	<b>340</b>	129	61,1%
	2020	211		
<b>Export</b>	2021	<b>254</b>	-1 074	-80,9%
	2020	1 328		



Schwarz Müller s.r.o.



<b>Production</b>	January-December	2021	<b>1 784</b>	97	5,7%
	2020	1 687			
	October-December	2021	<b>461</b>	0	0,0%
	2020	461			

<b>Domestic sales</b>	January-December	2021	<b>776</b>	215	38,3%
	2020	561			
	October-December	2021	<b>246</b>	115	87,8%
	2020	131			

<b>Export</b>	January-December	2021	<b>1 397</b>	-944	-40,3%
	2020	2 341			
	October-December	2021	<b>236</b>	-1 060	-81,8%
	2020	1 296			

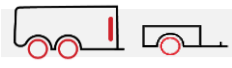
PANAV, a.s.



<b>Production</b>	January-December	2021	<b>412</b>	44	12,0%
	2020	368			
	October-December	2021	<b>86</b>	-23	-21,1%
	2020	109			

<b>Domestic sales</b>	January-December	2021	<b>361</b>	91	33,7%
	2020	270			
	October-December	2021	<b>94</b>	14	17,5%
	2020	80			

<b>Export</b>	January-December	2021	<b>60</b>	-17	-22,1%
	2020	77			
	October-December	2021	<b>18</b>	-14	-43,8%
	2020	32			



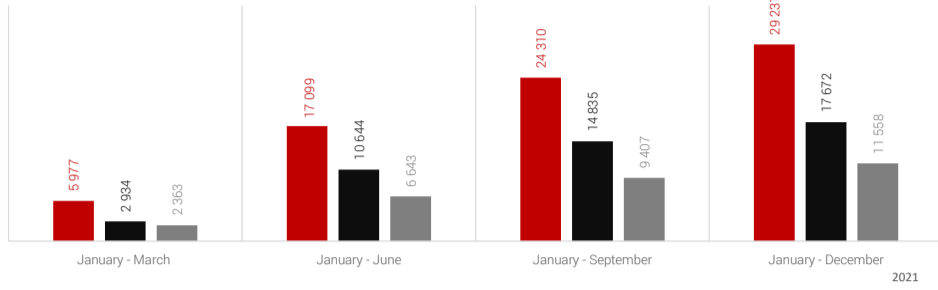
## TOTAL Trailers

categories O1, O2, O3 and O4

### January-December

cumulation

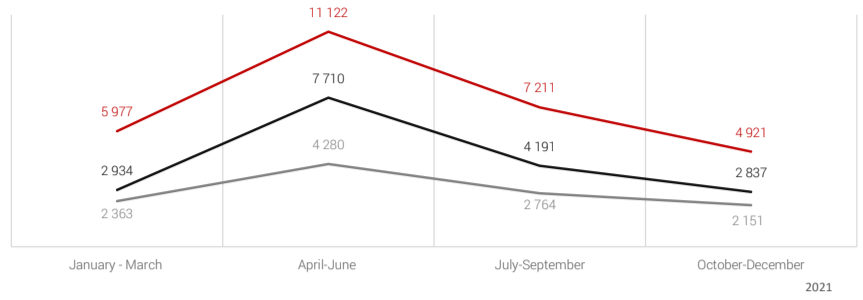
Production	2021	<b>29 231</b>	2 784	10,5%
	2020	26 447		
Domestic sales	2021	<b>17 672</b>	1 551	9,6%
	2020	16 121		
Export	2021	<b>11 558</b>	287	2,5%
	2020	11 271		



### October-December

quarter

Production	2021	<b>4 921</b>	471	10,6%
	2020	4 450		
Domestic sales	2021	<b>2 837</b>	-2	-0,1%
	2020	2 839		
Export	2021	<b>2 151</b>	-528	-19,7%
	2020	2 679		



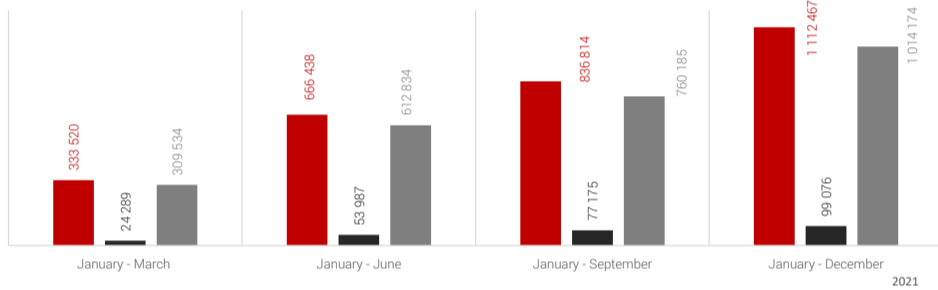
## TOTAL Motor vehicles

categories M1, M2, M3, N2, N3 and L

### January-December

cumulation

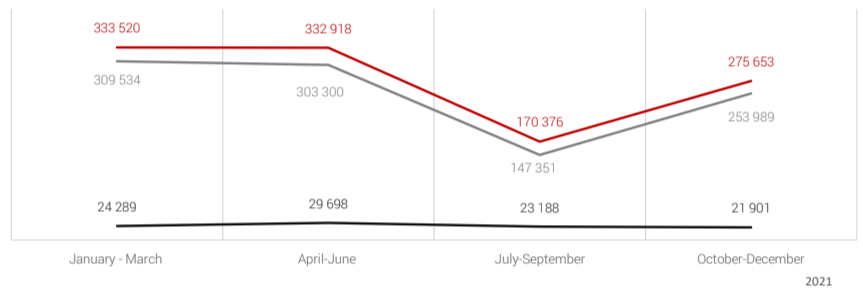
Production	2021	<b>1 112 467</b>	-47 237	-4,1%
	2020	1 159 704		
Domestic sales	2021	<b>99 076</b>	-349	-0,4%
	2020	99 425		
Export	2021	<b>1 014 174</b>	-49 281	-4,6%
	2020	1 063 455		



### October-December

quarter

Production	2021	<b>446 029</b>	-206 952	-31,7%
	2020	652 981		
Domestic sales	2021	<b>45 089</b>	-7 614	-14,4%
	2020	52 703		
Export	2021	<b>401 340</b>	-201 069	-33,4%
	2020	602 409		



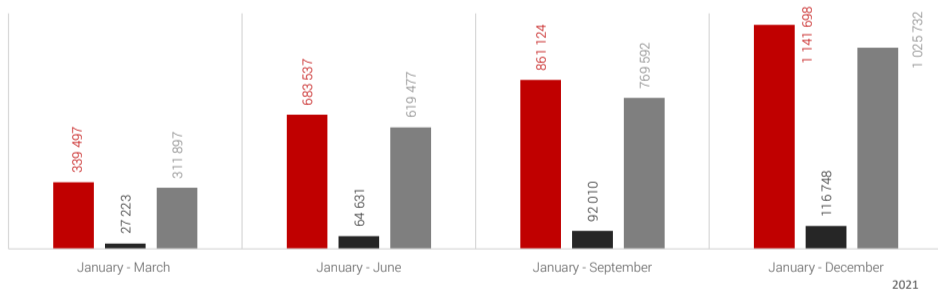
## TOTAL Road vehicles

categories M1, M2, M3, N2, N3, L, O1, O2, O3 and O4

### January-December

cumulation

Production	2021	<b>1 141 698</b>	-44 453	-3,7%
	2020	1 186 151		
Domestic sales	2021	<b>116 748</b>	1 202	1,0%
	2020	115 546		
Export	2021	<b>1 025 732</b>	-48 994	-4,6%
	2020	1 074 726		



### October-December

quarter

Production	2021	<b>450 950</b>	-206 481	-31,4%
	2020	657 431		
Domestic sales	2021	<b>47 926</b>	-7 616	-13,7%
	2020	55 542		
Export	2021	<b>403 491</b>	-201 597	-33,3%
	2020	605 088		

