



### Passenger cars

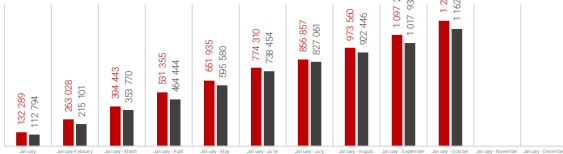
category M1

#### January-October

The category covers the production of all passenger vehicles regardless of fuel.

cumulation

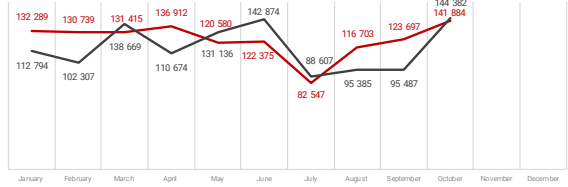
2024	<b>1 239 141</b>	76 826	6,6%
2023	1 162 315		



#### October

month

2024	<b>141 884</b>	-2 498	-1,7%
2023	144 382		



ŠKODA AUTO a.s.



January-October	2024	<b>763 685</b>	41 291	5,7%
	2023	722 394		
October	2024	<b>90 605</b>	2 206	2,5%
	2023	88 399		

Hyundai Motor Manufacturing Czech s.r.o.



January-October	2024	<b>284 250</b>	-2 350	-0,8%
	2023	286 600		
October	2024	<b>30 800</b>	-1 500	-4,6%
	2023	32 300		

Toyota Motor Manufacturing Czech Republic, s.r.o.



January-October	2024	<b>191 206</b>	37 885	24,7%
	2023	153 321		
October	2024	<b>20 479</b>	-3 204	-13,5%
	2023	23 683		



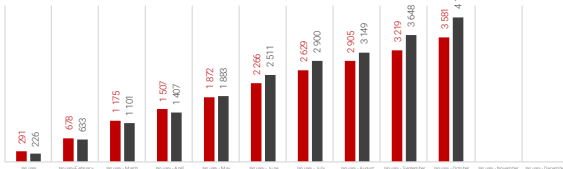
### Buses

categories M2 and M3

#### January-October

cumulation

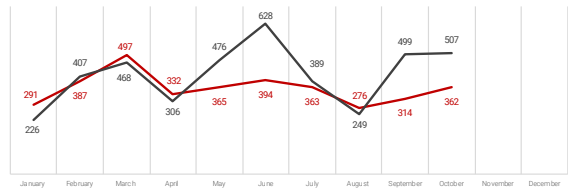
2024	<b>3 581</b>	-574	-13,8%
2023	4 155		



#### October

month

2024	<b>362</b>	-145	-28,6%
2023	507		



Iveco Czech Republic, a.s.



January-October	2024	<b>3 259</b>	-626	-16,1%
	2023	3 885		
October	2024	<b>330</b>	-149	-31,1%
	2023	479		

SOR Libčavý spol. s r.o.



January-October	2024	<b>294</b>	38	14,8%
	2023	256		
October	2024	<b>30</b>	3	11,1%
	2023	27		

KHMC s.r.o.



January-October	2024	<b>26</b>	12	85,7%
	2023	14		
October	2024	<b>2</b>	1	100,0%
	2023	1		

ŠKODA ELECTRIC a.s.



January-October	2024	<b>2</b>	2	n/a
	2023	0		
October	2024	<b>0</b>	0	n/a
	2023	0		



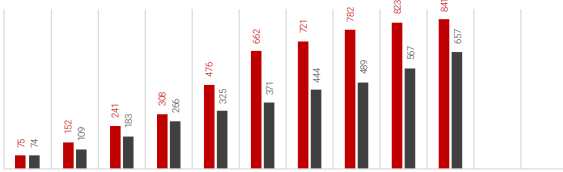
### Motorcycles

category L

#### January-October

cumulation

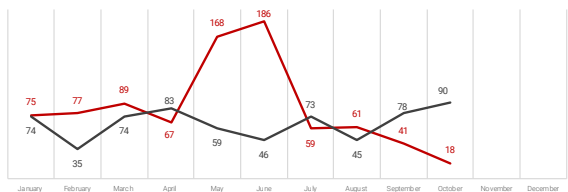
2024	<b>841</b>	184	28,0%
2023	657		



#### October

month

2024	<b>18</b>	-72	-80,0%
2023	90		



JAWA Moto spol. s r.o.



January-October	2024	<b>841</b>	184	28,0%
	2023	657		
October	2024	<b>18</b>	-72	-80,0%
	2023	90		