

Vehicle production

in the Czech Republic

November 2024



Passenger cars

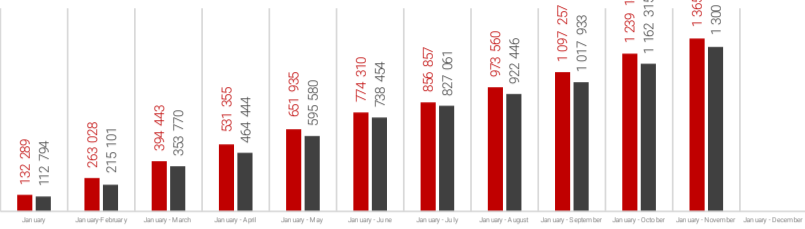
category M1

January-November

The category covers the production of all passenger vehicles regardless of fuel.

cumulation

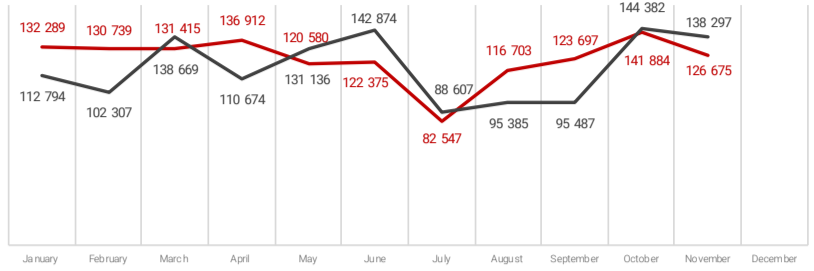
2024	1 365 816	65 204	5,0%
2023	1 300 612		



November

month

2024	126 675	-11 622	-8,4%
2023	138 297		



ŠKODA AUTO a.s.



January-November	2024	844 721	37 258	4,6%
	2023	807 463		
November	2024	81 036	-4 033	-4,7%
	2023	85 069		

Hyundai Motor Manufacturing Czech s.r.o.



January-November	2024	310 250	-7 250	-2,3%
	2023	317 500		
November	2024	26 000	-4 900	-15,9%
	2023	30 900		

Toyota Motor Manufacturing Czech Republic, s.r.o.



January-November	2024	210 845	35 196	20,0%
	2023	175 649		
November	2024	19 639	-2 689	-12,0%
	2023	22 328		



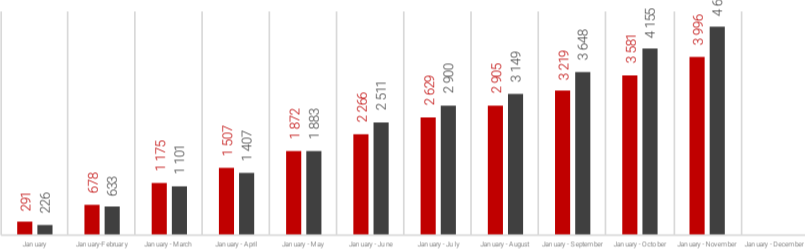
Buses

categories M2 and M3

January-November

cumulation

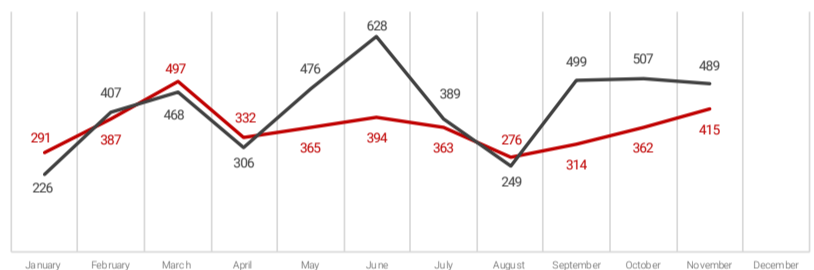
2024	3 996	-648	-14,0%
2023	4 644		



November

month

2024	415	-74	-15,1%
2023	489		



Iveco Czech Republic, a.s.



January-November	2024	3 634	-669	-15,5%
	2023	4 303		
November	2024	375	-43	-10,3%
	2023	418		

SOR Libchavý spol. s r.o.



January-November	2024	331	8	2,5%
	2023	323		
November	2024	37	-30	-44,8%
	2023	67		

KHMC s.r.o.



January-November	2024	29	11	61,1%
	2023	18		
November	2024	3	-1	-25,0%
	2023	4		

ŠKODA ELECTRIC a.s.



January-November	2024	2	2	n/a
	2023	0		
November	2024	0	0	n/a
	2023	0		



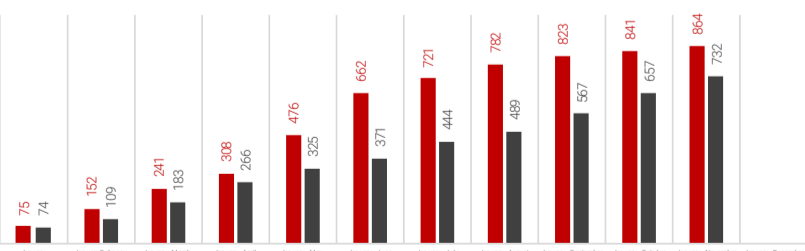
Motorcycles

category L

January-November

cumulation

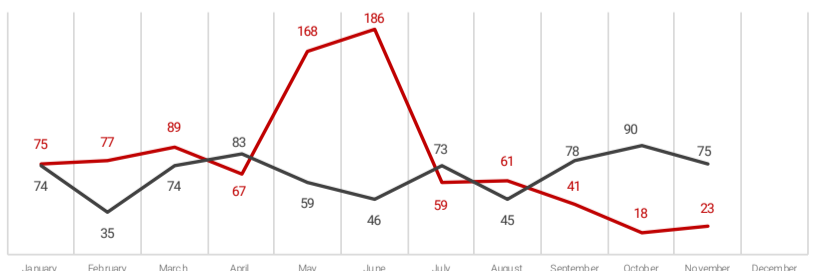
2024	864	132	18,0%
2023	732		



November

month

2024	23	-52	-69,3%
2023	75		



JAWA Moto spol. s r.o.



January-November	2024	864	132	18,0%
	2023	732		
November	2024	23	-52	-69,3%
	2023	75		