

Vehicle production, domestic sales and export

in the Czech Republic

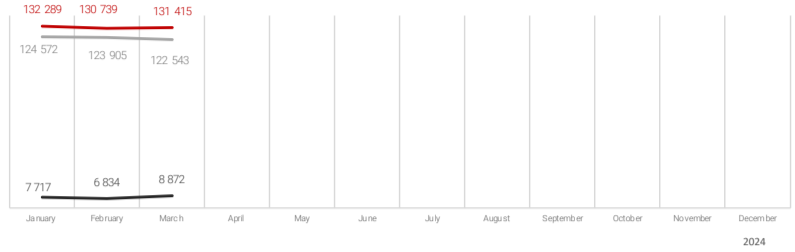

March 2024



Passenger cars category M1

		cumulation		
Production	2024	394 443	40 673	11,5%
	2023	353 770		
Domestic sales	2024	23 423	-1 527	-6,1%
	2023	24 950		
Export	2024	371 020	42 200	12,8%
	2023	328 820		

		month		
Production	2024	131 415	-7 254	-5,2%
	2023	138 669		
Domestic sales	2024	8 872	-1 373	-13,4%
	2023	10 245		
Export	2024	122 543	-5 881	-4,6%
	2023	128 424		

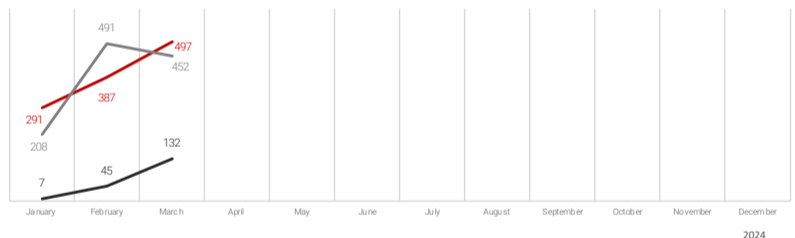



Category	Month	Year	Production		Domestic sales		Export	
			2024	2023	2024	2023	2024	2023
SKODA AUTO a.s.	Production	Jan-Mar	243 322	231 652	11 670	5,0%		
		March	81 589	89 964	-8 375	-9,3%		
	Domestic sales	Jan-Mar	18 649	20 183	-1 534	-7,6%		
		March	7 299	8 525	-1 226	-14,4%		
	Export	Jan-Mar	224 673	211 469	13 204	6,2%		
		March	74 290	81 439	-7 149	-8,8%		
Hyundai Motor Manufacturing Czech s.r.o.	Production	Jan-Mar	87 200	88 300	-1 100	-1,2%		
		March	28 400	34 200	-5 800	-17,0%		
	Domestic sales	Jan-Mar	4 189	3 705	484	13,1%		
		March	1 352	1 349	3	0,2%		
	Export	Jan-Mar	83 011	84 595	-1 584	-1,9%		
		March	27 048	32 851	-5 803	-17,7%		
Toyota Motor Manufacturing Czech Republic, s.r.o.	Production	Jan-Mar	63 921	33 818	30 103	89,0%		
		March	21 426	14 505	6 921	47,7%		
	Domestic sales	Jan-Mar	585	1 062	-477	-44,9%		
		March	221	371	-150	-40,4%		
	Export	Jan-Mar	63 336	32 756	30 580	93,4%		
		March	21 205	14 134	7 071	50,0%		

Buses categories M2 and M3

		cumulation		
Production	2024	1 175	74	6,7%
	2023	1 101		
Domestic sales	2024	184	127	222,8%
	2023	57		
Export	2024	1 151	52	4,7%
	2023	1 099		

		month		
Production	2024	497	29	6,2%
	2023	468		
Domestic sales	2024	132	96	266,7%
	2023	36		
Export	2024	452	-48	-9,6%
	2023	500		



Category	Month	Year	Production		Domestic sales		Export	
			2024	2023	2024	2023	2024	2023
Iveco Czech Republic, a.s.	Production	Jan-Mar	1 068	1 025	43	4,2%		
		March	426	441	-15	-3,4%		
	Domestic sales	Jan-Mar	104	47	57	4,2%		
		March	73	36	37	102,8%		
	Export	Jan-Mar	1 124	1 033	91	8,8%		
		March	440	473	-33	-7,0%		
SOR Libchavy spol. s r.o.	Production	Jan-Mar	97	71	26	36,6%		
		March	66	26	40	153,8%		
	Domestic sales	Jan-Mar	80	10	70	700,0%		
		March	59	0	59	100,0%		
	Export	Jan-Mar	17	61	-44	-72,1%		
		March	7	26	-19	-73,1%		
KHMC s.r.o.	Production	Jan-Mar	10	5	5	100,0%		
		March	5	1	4	400,0%		
	Domestic sales	Jan-Mar	0	0	0	0,0%		
		March	0	0	0	0,0%		
	Export	Jan-Mar	10	5	5	100,0%		
		March	5	1	4	400,0%		

		SKODA ELECTRIC a.s.		
Production	Jan-Mar	0	0	n/a
	March	0	0	n/a
Domestic sales	Jan-Mar	0	0	n/a
	March	0	0	n/a
Export	Jan-Mar	0	0	n/a
	March	0	0	n/a



Motorcycles

category L

January-March


cumulation

Production	2024	241		
	2023	183	58	31,7%
Domestic sales	2024	91		
	2023	88	3	3,4%
Export	2024	150		
	2023	95	55	57,9%

March

month

Production	2024	89		
	2023	74	15	20,3%
Domestic sales	2024	35		
	2023	38	-3	-7,9%
Export	2024	54		
	2023	36	18	50,0%



JAWA Moto spol. s r.o.



Production

January-March	2024	241	58	31,7%
	2023	183		
March	2024	89	15	20,3%
	2023	74		

Domestic sales

January-March	2024	91	3	3,4%
	2023	88		
March	2024	35	-3	-7,9%
	2023	38		

Export

January-March	2024	150	55	57,9%
	2023	95		
March	2024	54	18	50,0%
	2023	36		



Commercial vehicles

categories N2 and N3

January-March

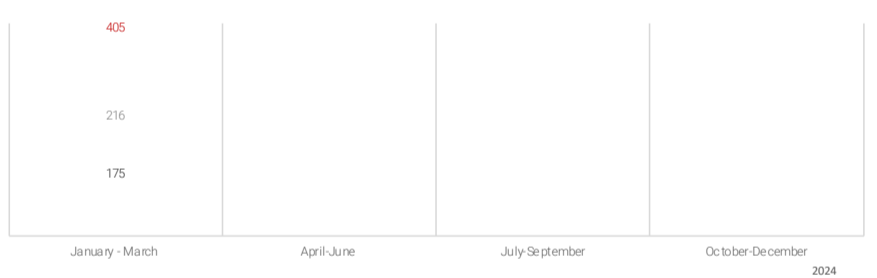
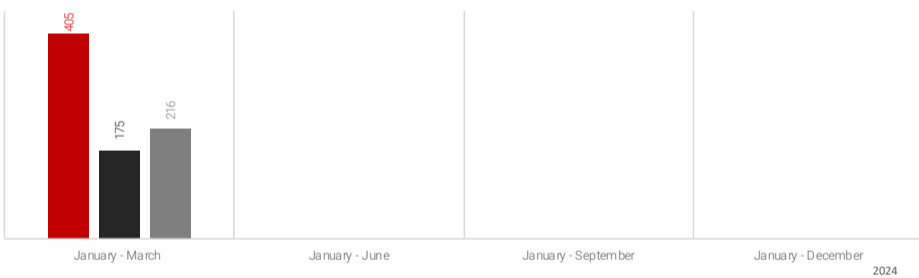
cumulation

Production	2024	405		
	2023	361	44	12,2%
Domestic sales	2024	175		
	2023	90	85	94,4%
Export	2024	216		
	2023	284	-68	-23,9%

January-March

quarter

Production	2024	405		
	2023	361	44	12,2%
Domestic sales	2024	175		
	2023	90	85	94,4%
Export	2024	216		
	2023	284	-68	-23,9%



TATRA TRUCKS a.s.



Production

January-March	2024	405	44	12,2%
	2023	361		
January-March	2024	405	44	12,2%
	2023	361		

Domestic sales

January-March	2024	175	85	94,4%
	2023	90		
January-March	2024	175	85	94,4%
	2023	90		

Export

January-March	2024	216	-68	-23,9%
	2023	284		
January-March	2024	216	-68	-23,9%
	2023	284		

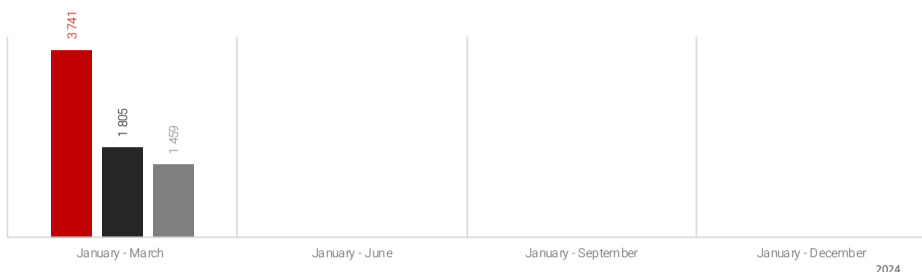
Trailers up to 3,5 t

categories O1 and O2

January-March

cumulation

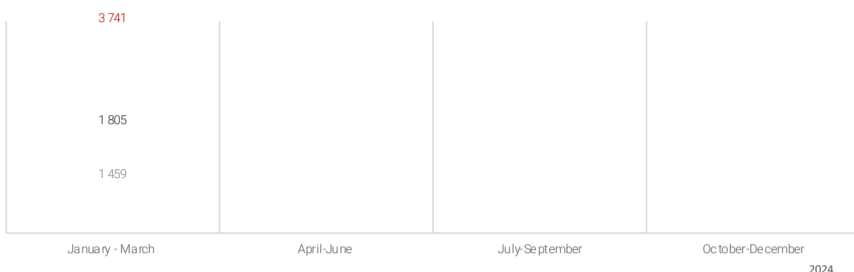
Production	2024	3 741		
	2023	4 038	-297	-7,4%
Domestic sales	2024	1 805		
	2023	2 036	-231	-11,3%
Export	2024	1 459		
	2023	1 625	-166	-10,2%



January-March

quarter

Production	2024	3 741		
	2023	4 038	-297	-7,4%
Domestic sales	2024	1 805		
	2023	2 036	-231	-11,3%
Export	2024	1 459		
	2023	1 625	-166	-10,2%



AGADOS, spol. s r.o.



Production

January-March	2024	3 741		
	2023	4 038	-297	-7,4%
January-March	2024	3 741		
	2023	4 038	-297	-7,4%

Domestic sales

January-March	2024	1 805		
	2023	2 036	-231	-11,3%
January-March	2024	1 805		
	2023	2 036	-231	-11,3%

Export

January-March	2024	1 459		
	2023	1 625	-166	-10,2%
January-March	2024	1 459		
	2023	1 625	-166	-10,2%



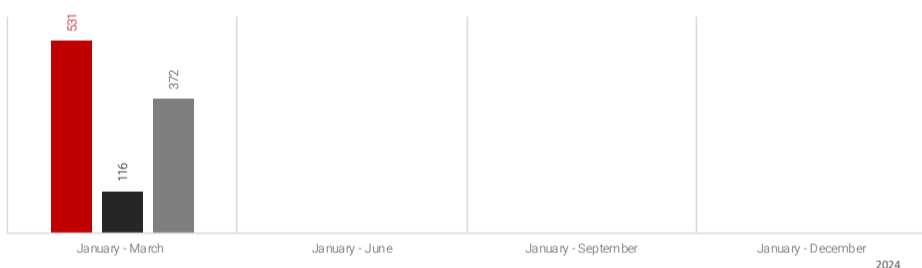
Trailers over 3,5 t

categories O3 and O4

January-March

cumulation

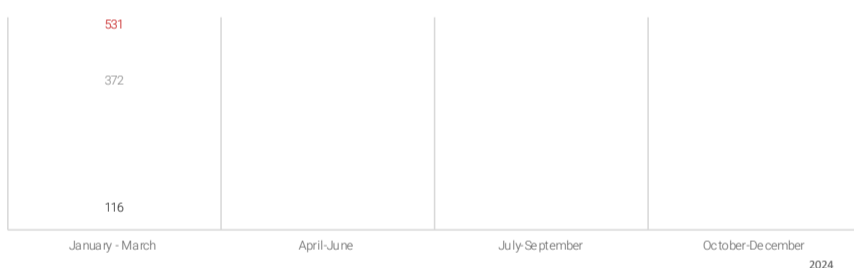
Production	2024	531		
	2023	572	-41	-7,2%
Domestic sales	2024	116		
	2023	311	-195	-62,7%
Export	2024	372		
	2023	346	26	7,5%



January-March

quarter

Production	2024	531		
	2023	572	-41	-7,2%
Domestic sales	2024	116		
	2023	311	-195	-62,7%
Export	2024	372		
	2023	346	26	7,5%



Schwarz Müller s.r.o.



PANAV, a.s.



AGADOS, spol. s r.o.



Production

January-March	2024	388		
	2023	434	-46	-10,6%
January-March	2024	388		
	2023	434	-46	-10,6%

January-March	2024	140		
	2023	135	5	3,7%
January-March	2024	140		
	2023	135	5	3,7%

January-March	2024	3		
	2023	3	0	0,0%
January-March	2024	3		
	2023	3	0	0,0%

Domestic sales

January-March	2024	41		
	2023	220	-179	-81,4%
January-March	2024	41		
	2023	220	-179	-81,4%

January-March	2024	73		
	2023	89	-16	-18,0%
January-March	2024	73		
	2023	89	-16	-18,0%

January-March	2024	2		
	2023	2	0	0,0%
January-March	2024	2		
	2023	2	0	0,0%

Export

January-March	2024	357		
	2023	337	20	5,9%
January-March	2024	357		
	2023	337	20	5,9%

January-March	2024	15		
	2023	9	6	66,7%
January-March	2024	15		
	2023	9	6	66,7%

January-March	2024	0		
	2023	0	0	n/a
January-March	2024	0		
	2023	0	0	n/a



TOTAL Trailers

categories O1, O2, O3 and O4

January-March

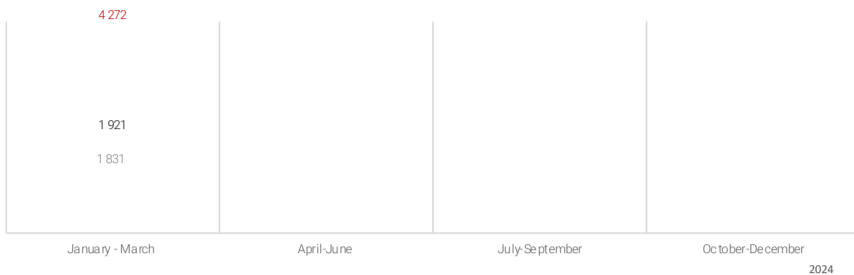
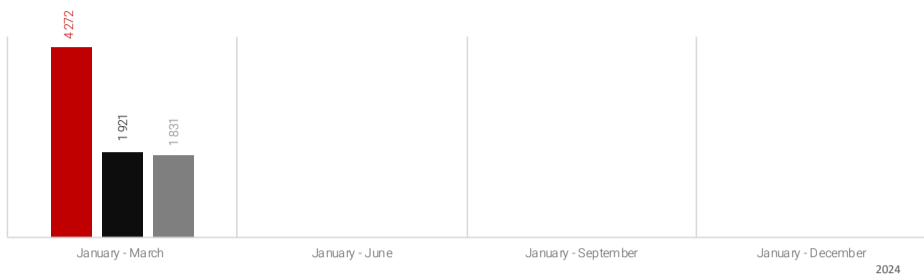
cumulation

Production	2024	4 272		
	2023	4 610	-338	-7,3%
Domestic sales	2024	1 921		
	2023	2 347	-426	-18,2%
Export	2024	1 831		
	2023	1 971	-140	-7,1%

January-March

quarter

Production	2024	4 272		
	2023	4 610	-338	-7,3%
Domestic sales	2024	1 921		
	2023	2 347	-426	-18,2%
Export	2024	1 831		
	2023	1 971	-140	-7,1%



TOTAL Motor vehicles

categories M1, M2, M3, N2, N3 and L

January-March

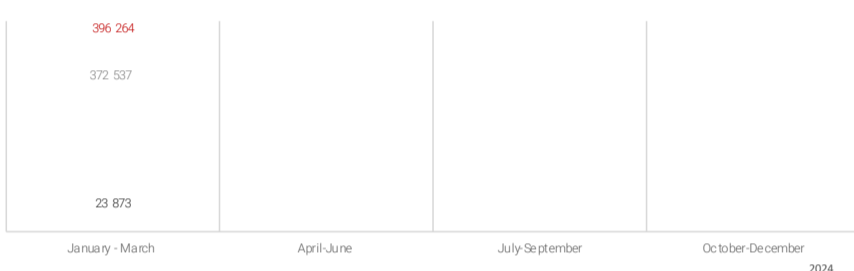
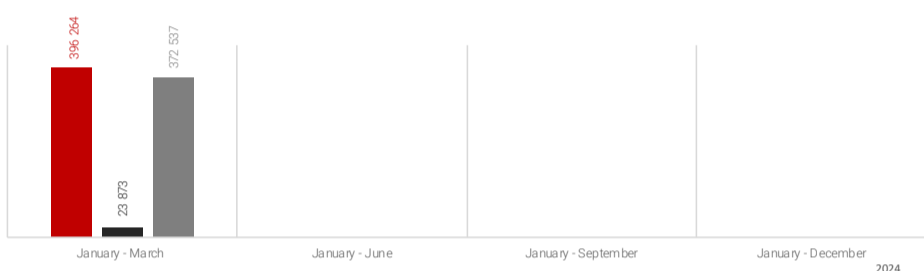
cumulation

Production	2024	396 264		
	2023	355 415	40 849	11,5%
Domestic sales	2024	23 873		
	2023	25 185	-1 312	-5,2%
Export	2024	372 537		
	2023	330 298	42 239	12,8%

January-March

quarter

Production	2024	396 264		
	2023	355 415	40 849	11,5%
Domestic sales	2024	23 873		
	2023	25 185	-1 312	-5,2%
Export	2024	372 537		
	2023	330 298	42 239	12,8%



TOTAL Road vehicles

categories M1, M2, M3, N2, N3, L, O1, O2, O3 and O4

January-March

cumulation

Production	2024	400 536		
	2023	360 025	40 511	11,3%
Domestic sales	2024	25 794		
	2023	27 532	-1 738	-6,3%
Export	2024	374 368		
	2023	332 269	42 099	12,7%

January-March

quarter

Production	2024	400 536		
	2023	360 025	40 511	11,3%
Domestic sales	2024	25 794		
	2023	27 532	-1 738	-6,3%
Export	2024	374 368		
	2023	332 269	42 099	12,7%

