



Passenger cars


category M1

The category covers the production of all passenger vehicles regardless of fuel.

January-April

cumulation

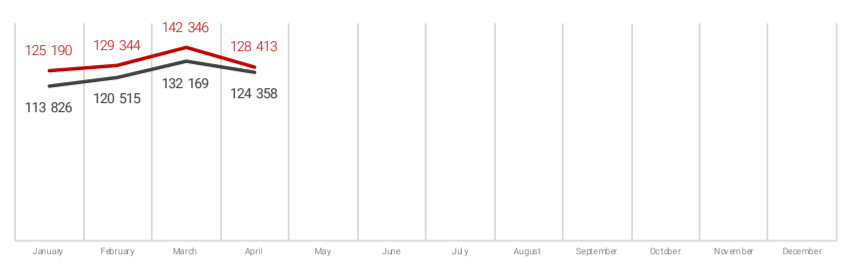
2026	525 293	34 425	7,0%
2025	490 868		



April

month

2026	128 413	4 055	3,3%
2025	124 358		



ŠKODA AUTO a.s.



January-April	2026	353 462	37 317	11,8%
	2025	316 145		
April	2026	85 918	6 297	7,9%
	2025	79 621		

Hyundai Motor
Manufacturing Czech s.r.o.

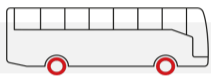


January-April	2026	89 400	-7 940	-8,2%
	2025	97 340		
April	2026	22 400	-3 400	-13,2%
	2025	25 800		

Toyota Motor
Manufacturing Czech Republic, s.r.o.



January-April	2026	82 431	5 048	6,5%
	2025	77 383		
April	2026	20 095	1 158	6,1%
	2025	18 937		



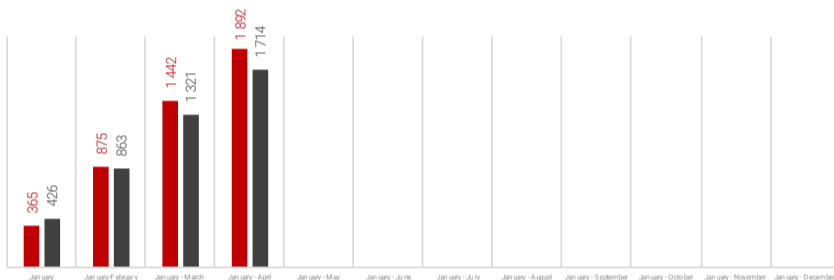
Buses

categories M2 and M3

January-April

cumulation

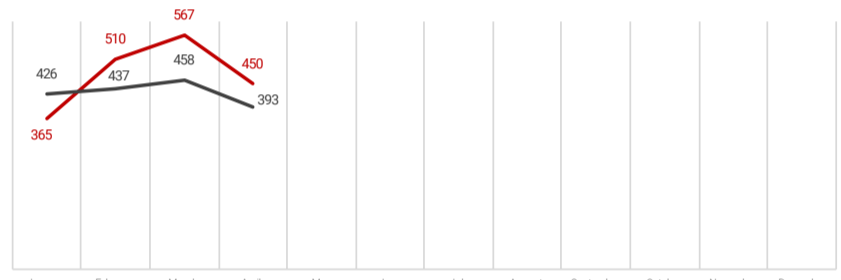
2026	1 892	178	10,4%
2025	1 714		



April

month

2026	450	57	14,5%
2025	393		



Iveco Czech Republic, a. s.



January-April	2026	1 668	9	0,5%
	2025	1 659		
April	2026	400	16	4,2%
	2025	384		

SOR Libchavy spol. s r.o.



January-April	2026	216	169	359,6%
	2025	47		
April	2026	48	42	700,0%
	2025	6		

KHMC s.r.o.



January-April	2026	8	0	0,0%
	2025	8		
April	2026	2	-1	-33,3%
	2025	3		



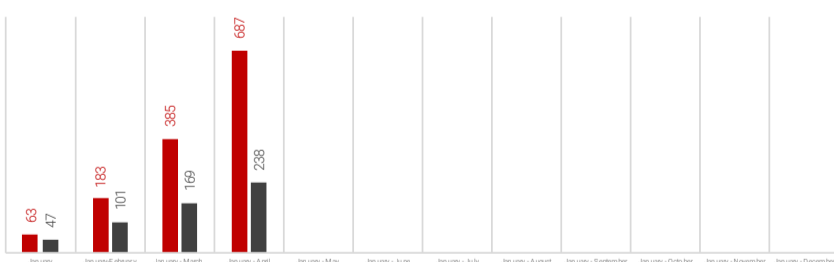
Motorcycles

category L

January-April

cumulation

2026	687	449	188,7%
2025	238		



April

month

2026	302	233	337,7%
2025	69		



JAWA Moto spol. s r.o.



January-April	2026	687	449	188,7%
	2025	238		
April	2026	302	233	337,7%
	2025	69		