

# Vehicle production

in the Czech Republic

## May 2024



SDRUŽENÍ  
AUTOMOBILOVÉHO  
PRŮMYSLU



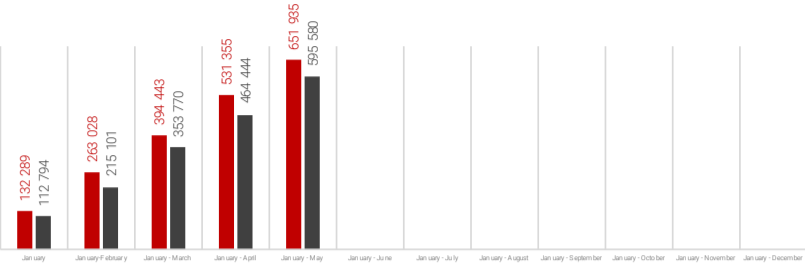
### Passenger cars

category M1

#### January-May

cumulation

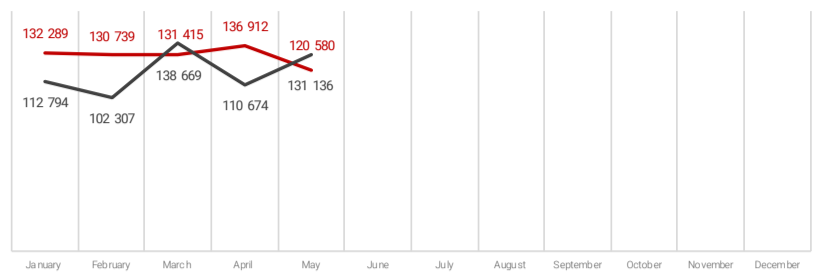
2024	<b>651 935</b>		
2023	<b>595 580</b>	56 355	9,5%



#### May

month

2024	<b>120 580</b>		
2023	<b>131 136</b>	-10 556	-8,0%



ŠKODA AUTO a.s.



January-May	2024	<b>400 877</b>		
	2023	<b>375 981</b>	24 896	6,6%
May	2024	<b>70 702</b>		
	2023	<b>79 130</b>	-8 428	-10,7%

Hyundai Motor  
Manufacturing Czech s.r.o.



January-May	2024	<b>147 400</b>		
	2023	<b>145 200</b>	2 200	1,5%
May	2024	<b>30 100</b>		
	2023	<b>30 550</b>	-450	-1,5%

Toyota Motor  
Manufacturing Czech Republic, s.r.o.



January-May	2024	<b>103 658</b>		
	2023	<b>74 399</b>	29 259	39,3%
May	2024	<b>19 778</b>		
	2023	<b>21 456</b>	-1 678	-7,8%



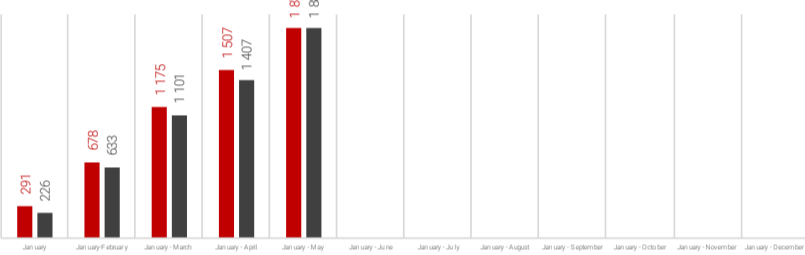
### Buses

categories M2 and M3

#### January-May

cumulation

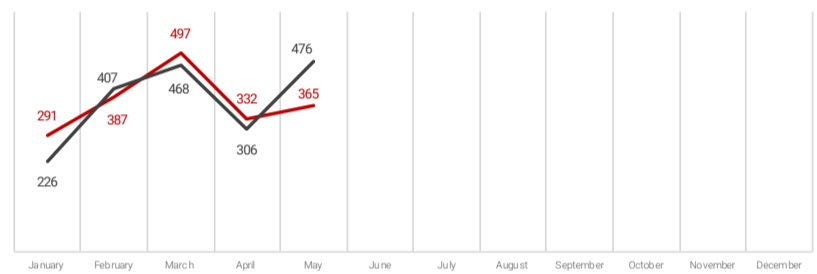
2024	<b>1 872</b>		
2023	<b>1 883</b>	-11	-0,6%



#### May

month

2024	<b>365</b>		
2023	<b>476</b>	-111	-23,3%



Iveco Czech Republic, a.s.



January-May	2024	<b>1 706</b>		
	2023	<b>1 756</b>	-50	-2,8%
May	2024	<b>331</b>		
	2023	<b>453</b>	-122	-26,9%

SOR Libchavy spol. s r.o.



January-May	2024	<b>151</b>		
	2023	<b>119</b>	32	26,9%
May	2024	<b>33</b>		
	2023	<b>20</b>	13	65,0%

KHMC s.r.o.



January-May	2024	<b>13</b>		
	2023	<b>8</b>	5	62,5%
May	2024	<b>1</b>		
	2023	<b>3</b>	-2	n/a

ŠKODA ELECTRIC a.s.



January-May	2024	<b>2</b>		
	2023	<b>0</b>	2	n/a
May	2024	<b>0</b>		
	2023	<b>0</b>	0	n/a



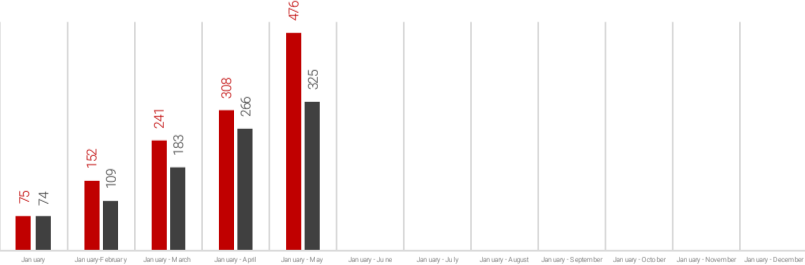
### Motorcycles

category L

#### January-May

cumulation

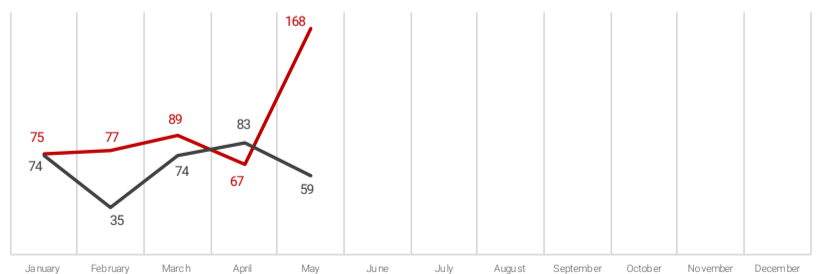
2024	<b>476</b>		
2023	<b>325</b>	151	46,5%



#### May

month

2024	<b>168</b>		
2023	<b>59</b>	109	184,7%



JAWA Moto spol. s r.o.



January-May	2024	<b>476</b>		
	2023	<b>325</b>	151	46,5%
May	2024	<b>168</b>		
	2023	<b>59</b>	109	184,7%