

# Vehicle production, domestic sales and export

in the Czech Republic

June 2024



## Passenger cars

category M1

### January-June

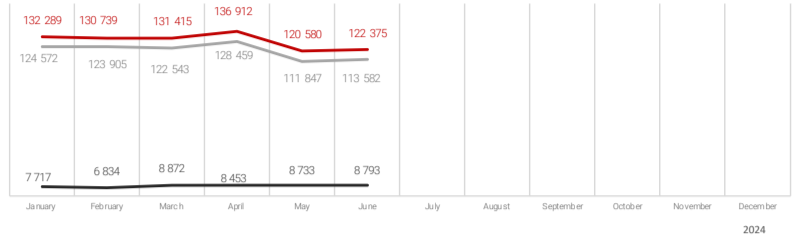
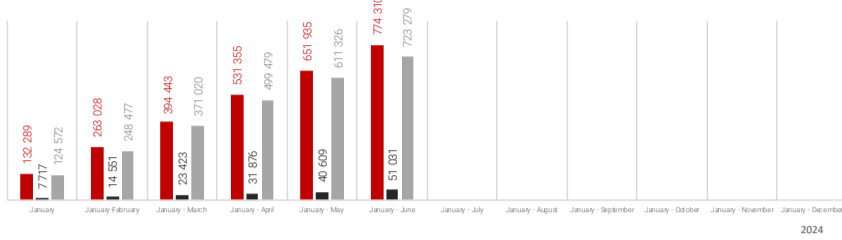
cumulation

Production	2024	774 310	35 856	4,9%
	2023	738 454		
Domestic sales	2024	51 031	-2 353	-4,4%
	2023	53 384		
Export	2024	723 279	38 209	5,6%
	2023	685 070		

### June

month

Production	2024	122 375	-20 499	-14,3%
	2023	142 874		
Domestic sales	2024	8 793	-1 165	-11,7%
	2023	9 958		
Export	2024	113 582	-19 334	-14,5%
	2023	132 916		



Category	Month	Year	Production		Domestic sales		Export	
			2024	2023	2024	2023	2024	2023
SKODA AUTO a.s.	Production	January-June	473 582	464 353	9 229	2,0%		
		June	72 705	88 372	-15 667	-17,7%		
	Domestic sales	January-June	41 268	43 922	-2 654	-6,0%		
		June	6 919	8 265	-1 346	-16,3%		
	Export	January-June	432 314	420 431	11 883	2,8%		
		June	65 786	80 107	-14 321	-17,9%		
Hyundai Motor Manufacturing Czech s.r.o.	Production	January-June	175 950	177 100	-1 150	-0,6%		
		June	28 550	31 900	-3 350	-10,5%		
	Domestic sales	January-June	8 460	7 542	918	12,2%		
		June	1 597	1 413	184	13,0%		
	Export	January-June	167 490	169 558	-2 068	-1,2%		
		June	26 953	30 487	-3 534	-11,6%		
Toyota Motor Manufacturing Czech Republic, s.r.o.	Production	January-June	124 778	97 001	27 777	28,6%		
		June	21 120	22 602	-1 482	-6,6%		
	Domestic sales	January-June	1 303	1 920	-617	-32,1%		
		June	277	280	-3	-1,1%		
	Export	January-June	123 475	95 081	28 394	29,9%		
		June	20 843	22 322	-1 479	-6,6%		



## Buses

categories M2 and M3

### January-June

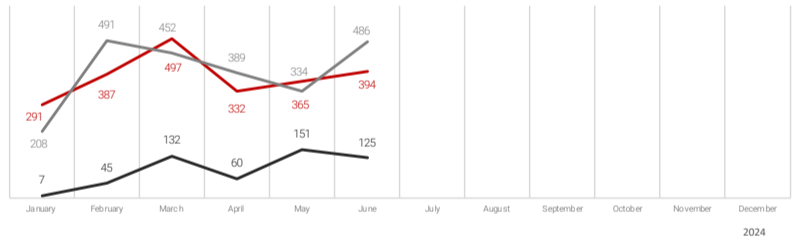
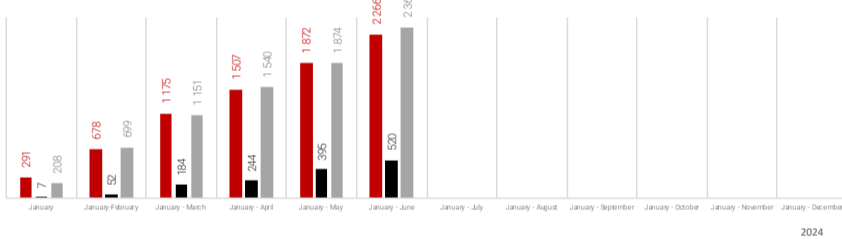
cumulation

Production	2024	2 266	-245	-9,8%
	2023	2 511		
Domestic sales	2024	520	330	173,7%
	2023	190		
Export	2024	2 360	-127	-5,1%
	2023	2 487		

### June

month

Production	2024	394	-234	-37,3%
	2023	628		
Domestic sales	2024	125	49	64,5%
	2023	76		
Export	2024	486	-119	-19,7%
	2023	605		



Category	Month	Year	Production		Domestic sales		Export	
			2024	2023	2024	2023	2024	2023
IVECO Czech Republic, a.s.	Production	January-June	2 057	2 331	-274	-11,8%		
		June	351	575	-224	-39,0%		
	Domestic sales	January-June	374	157	217	-11,8%		
		June	90	72	18	25,0%		
	Export	January-June	2 297	2 340	-43	-1,8%		
		June	478	556	-78	-14,0%		
SOR Libchavý spol. s r.o.	Production	January-June	190	172	18	10,5%		
		June	39	53	-14	-26,4%		
	Domestic sales	January-June	146	33	113	342,4%		
		June	35	4	31	100,0%		
	Export	January-June	44	139	-95	-68,3%		
		June	4	49	-45	-91,8%		
KHMC s.r.o.	Production	January-June	17	8	9	112,5%		
		June	4	0	4	n/a		
	Domestic sales	January-June	0	0	0	n/a		
		June	0	0	0	n/a		
	Export	January-June	17	8	9	112,5%		
		June	4	0	4	n/a		

Category	Month	Year	Production		Domestic sales		Export	
			2024	2023	2024	2023	2024	2023
SKODA ELECTRIC a.s.	Production	January-June	2	0	2	n/a		
		June	0	0	0	n/a		
Domestic sales	January-June	0	0	0	n/a			
	June	0	0	0	n/a			
Export	January-June	2	0	2	n/a			
	June	0	0	0	n/a			



# Motorcycles

category L

## January-June

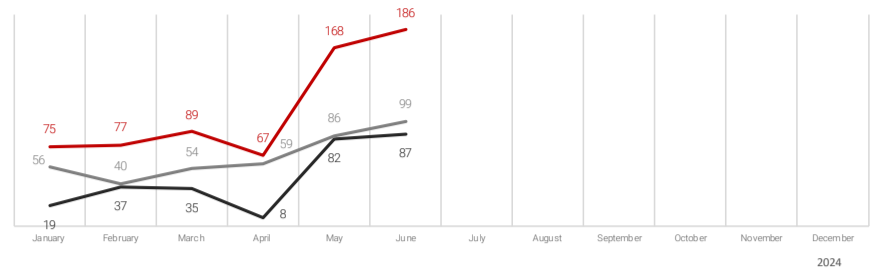
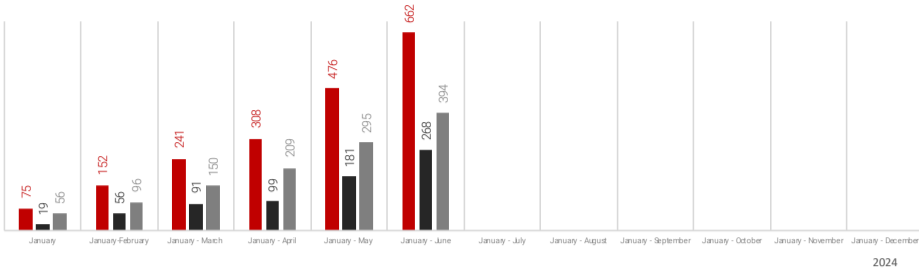
cumulation

Production	2024	<b>662</b>	291	78,4%
	2023	371		
Domestic sales	2024	<b>268</b>	97	56,7%
	2023	171		
Export	2024	<b>394</b>	194	97,0%
	2023	200		

## June

month

Production	2024	<b>186</b>	140	304,3%
	2023	46		
Domestic sales	2024	<b>87</b>	54	163,6%
	2023	33		
Export	2024	<b>99</b>	86	661,5%
	2023	13		



JAWA Moto spol. s r.o.



Production	January-June 2024	<b>662</b>	291	78,4%
	January-June 2023	371		
June 2024	2024	<b>186</b>	140	304,3%
	2023	46		

Domestic sales	January-June 2024	<b>268</b>	97	56,7%
	January-June 2023	171		
June 2024	2024	<b>87</b>	54	163,6%
	2023	33		

Export	January-June 2024	<b>394</b>	194	97,0%
	January-June 2023	200		
June 2024	2024	<b>99</b>	86	661,5%
	2023	13		



# Commercial vehicles

categories N2 and N3

## January-June

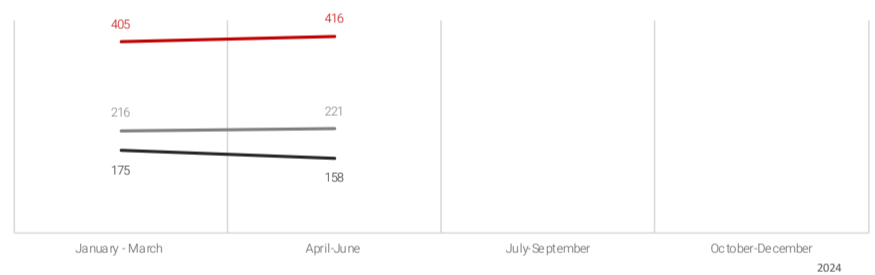
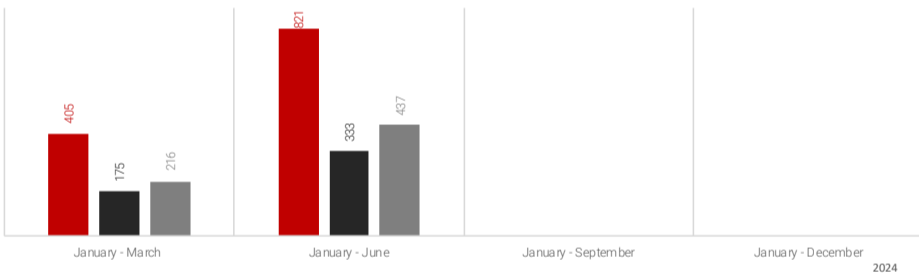
cumulation

Production	2024	<b>821</b>	172	26,5%
	2023	649		
Domestic sales	2024	<b>333</b>	131	64,9%
	2023	202		
Export	2024	<b>437</b>	-12	-2,7%
	2023	449		

## April-June

quarter

Production	2024	<b>416</b>	128	44,4%
	2023	288		
Domestic sales	2024	<b>158</b>	46	41,1%
	2023	112		
Export	2024	<b>221</b>	56	33,9%
	2023	165		



TATRA TRUCKS a.s.



Production	January-June 2024	<b>821</b>	172	26,5%
	January-June 2023	649		
April-June 2024	2024	<b>416</b>	128	44,4%
	2023	288		

Domestic sales	January-June 2024	<b>333</b>	131	64,9%
	January-June 2023	202		
April-June 2024	2024	<b>158</b>	46	41,1%
	2023	112		

Export	January-June 2024	<b>437</b>	-12	-2,7%
	January-June 2023	449		
April-June 2024	2024	<b>221</b>	56	33,9%
	2023	165		



## Trailers up to 3,5 t

categories O1 and O2

### January-June

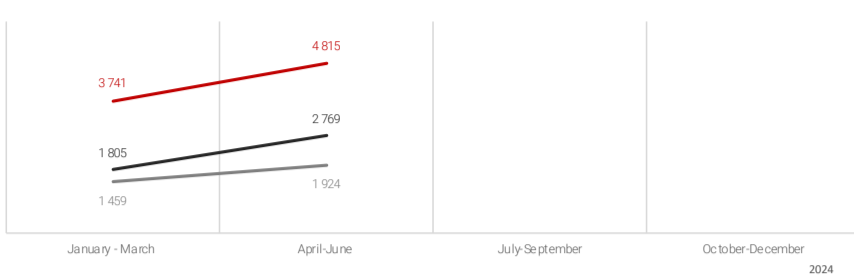
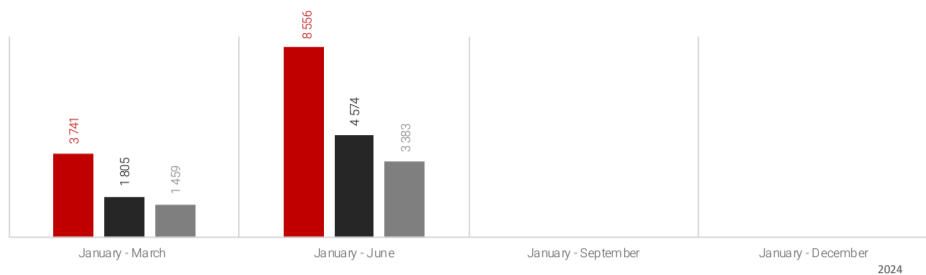
cumulation

Production	2024	<b>8 556</b>		
	2023	9 205	-649	-7,1%
Domestic sales	2024	<b>4 574</b>		
	2023	5 060	-486	-9,6%
Export	2024	<b>3 383</b>		
	2023	3 681	-298	-8,1%

### April-June

quarter

Production	2024	<b>4 815</b>		
	2023	5 167	-352	-6,8%
Domestic sales	2024	<b>2 769</b>		
	2023	3 024	-255	-8,4%
Export	2024	<b>1 924</b>		
	2023	2 056	-132	-6,4%



AGADOS, spol. s r.o.



### Production

January-June	2024	<b>8 556</b>	-649	-7,1%
	2023	9 205		
April-June	2024	<b>4 815</b>	-352	-6,8%
	2023	5 167		

### Domestic sales

January-June	2024	<b>4 574</b>	-486	-9,6%
	2023	5 060		
April-June	2024	<b>2 769</b>	-255	-8,4%
	2023	3 024		

### Export

January-June	2024	<b>3 383</b>	-298	-8,1%
	2023	3 681		
April-June	2024	<b>1 924</b>	-132	-6,4%
	2023	2 056		



## Trailers over 3,5 t

categories O3 and O4

### January-June

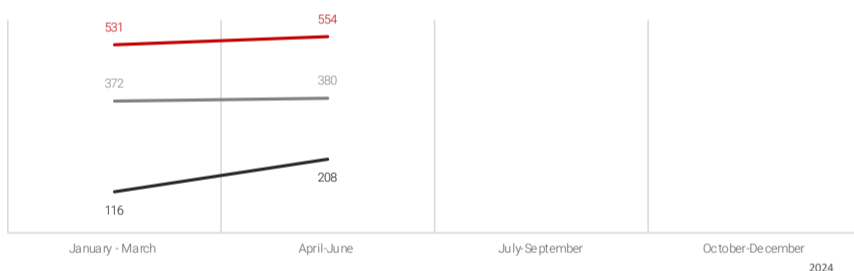
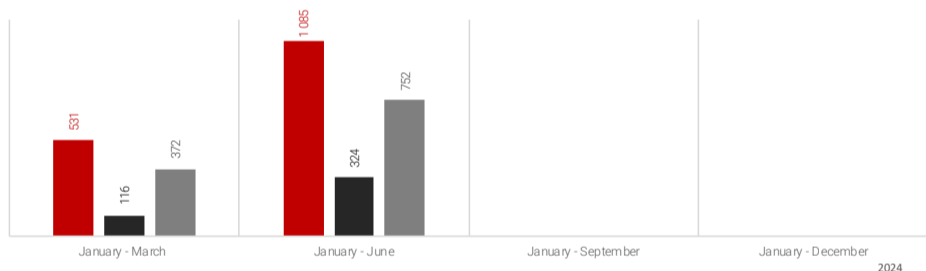
cumulation

Production	2024	<b>1 085</b>		
	2023	1 000	85	8,5%
Domestic sales	2024	<b>324</b>		
	2023	603	-279	-46,3%
Export	2024	<b>752</b>		
	2023	688	64	9,3%

### April-June

quarter

Production	2024	<b>554</b>		
	2023	428	126	29,4%
Domestic sales	2024	<b>208</b>		
	2023	292	-84	-28,8%
Export	2024	<b>380</b>		
	2023	342	38	11,1%



Schwarz Müller s.r.o.



PANAV, a.s.



AGADOS, spol. s r.o.



### Production

January-June	2024	<b>272</b>	6	2,3%
	2023	266		
April-June	2024	<b>132</b>	1	0,8%
	2023	131		

January-June	2024	<b>747</b>	212	39,6%
	2023	535		
April-June	2024	<b>388</b>	183	89,3%
	2023	205		

January-June	2024	<b>3</b>	0	0,0%
	2023	3		
April-June	2024	<b>0</b>	0	n/a
	2023	0		

### Domestic sales

January-June	2024	<b>212</b>	-8	-3,6%
	2023	220		
April-June	2024	<b>139</b>	8	6,1%
	2023	131		

January-June	2024	<b>141</b>	-194	-57,9%
	2023	335		
April-June	2024	<b>89</b>	-45	-33,6%
	2023	134		

January-June	2024	<b>2</b>	0	0,0%
	2023	2		
April-June	2024	<b>0</b>	0	n/a
	2023	0		

### Export

January-June	2024	<b>27</b>	5	22,7%
	2023	22		
April-June	2024	<b>12</b>	-1	-7,7%
	2023	13		

January-June	2024	<b>620</b>	137	28,4%
	2023	483		
April-June	2024	<b>308</b>	76	32,8%
	2023	232		

January-June	2024	<b>0</b>	0	n/a
	2023	0		
April-June	2024	<b>0</b>	0	n/a
	2023	0		



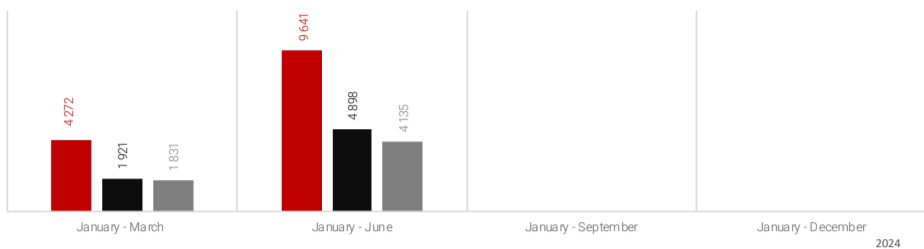
## TOTAL Trailers

categories O1, O2, O3 and O4

### January-June

cumulation

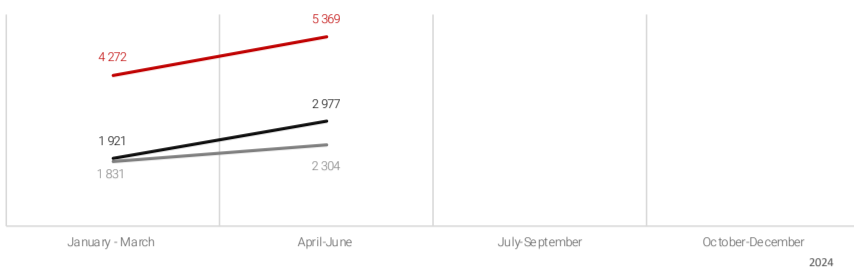
Production	2024	<b>9 641</b>		
	2023	10 205	-564	-5,5%
Domestic sales	2024	<b>4 898</b>		
	2023	5 663	-765	-13,5%
Export	2024	<b>4 135</b>		
	2023	4 369	-234	-5,4%



### April-June

quarter

Production	2024	<b>5 369</b>		
	2023	5 595	-226	-4,0%
Domestic sales	2024	<b>2 977</b>		
	2023	3 316	-339	-10,2%
Export	2024	<b>2 304</b>		
	2023	2 398	-94	-3,9%



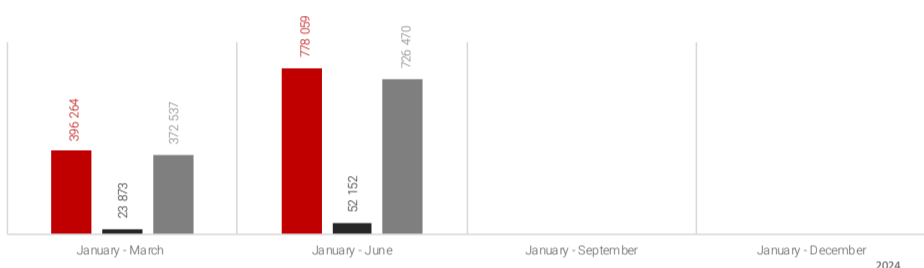
## TOTAL Motor vehicles

categories M1, M2, M3, N2, N3 and L

### January-June

cumulation

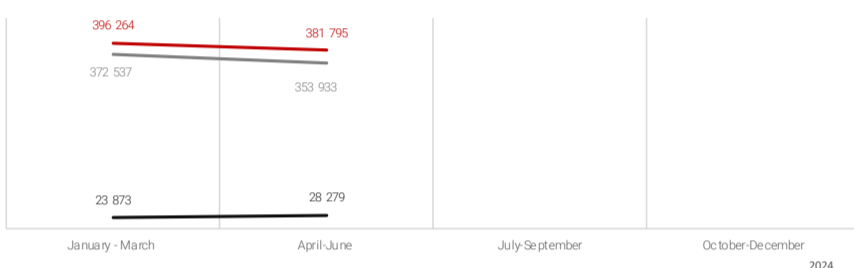
Production	2024	<b>778 059</b>		
	2023	741 985	36 074	4,9%
Domestic sales	2024	<b>52 152</b>		
	2023	53 947	-1 795	-3,3%
Export	2024	<b>726 470</b>		
	2023	688 206	38 264	5,6%



### April-June

quarter

Production	2024	<b>381 795</b>		
	2023	386 570	-4 775	-1,2%
Domestic sales	2024	<b>28 279</b>		
	2023	28 762	-483	-1,7%
Export	2024	<b>353 933</b>		
	2023	357 908	-3 975	-1,1%



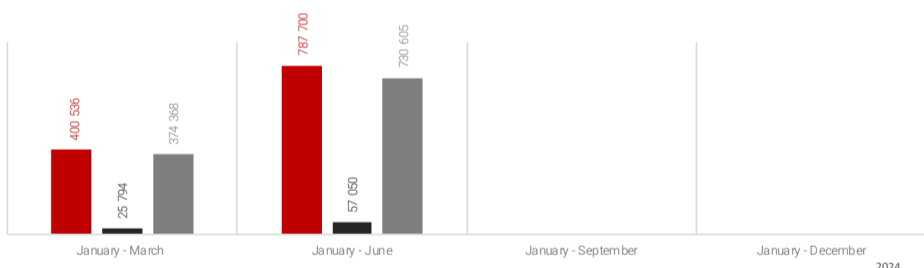
## TOTAL Road vehicles

categories M1, M2, M3, N2, N3, L, O1, O2, O3 and O4

### January-June

cumulation

Production	2024	<b>787 700</b>		
	2023	752 190	35 510	4,7%
Domestic sales	2024	<b>57 050</b>		
	2023	59 610	-2 560	-4,3%
Export	2024	<b>730 605</b>		
	2023	692 575	38 030	5,5%



### April-June

quarter

Production	2024	<b>387 164</b>		
	2023	392 165	-5 001	-1,3%
Domestic sales	2024	<b>31 256</b>		
	2023	32 078	-822	-2,6%
Export	2024	<b>356 237</b>		
	2023	360 306	-4 069	-1,1%

