

# Vehicle production

in the Czech Republic

July 2023



SDRUŽENÍ  
AUTOMOBILOVÉHO  
PRŮMYSLU



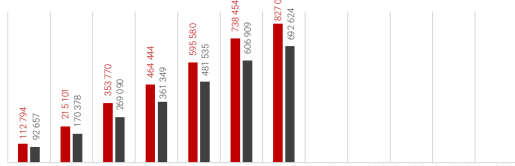
## Passenger cars

category M1

### January-July

cumulation

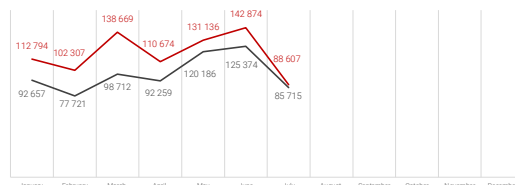
2023	827 061	134 437	19,4%
2022	692 624		



### July

month

2023	88 607	2 892	3,4%
2022	85 715		



ŠKODA AUTO a.s.



January-July	2023	513 783	124 597	32,0%
	2022	389 186		
July	2023	49 430	11 250	29,5%
	2022	38 180		

Hyundai Motor  
Manufacturing Czech s.r.o.



January-July	2023	196 000	9 000	4,8%
	2022	187 000		
July	2023	18 900	-1 300	-6,4%
	2022	20 200		

Toyota Motor  
Manufacturing Czech Republic, s.r.o. MOTOR MANUFACTURING CZECH



January-July	2023	117 278	840	0,7%
	2022	116 438		
July	2023	20 277	-7 058	-25,8%
	2022	27 335		



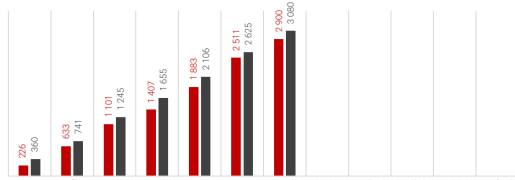
## Buses

categories M2 and M3

### January-July

cumulation

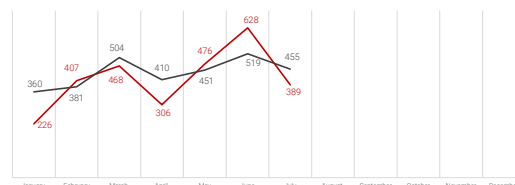
2023	2 898	-182	-5,9%
2022	3 080		



### July

month

2023	387	-68	-14,9%
2022	455		



Iveco Czech Republic, a.s.



January-July	2023	2 716	-12	-0,4%
	2022	2 728		
July	2023	385	-17	-4,2%
	2022	402		

SOR Libchavý spol. s r.o.



January-July	2023	174	-152	-46,6%
	2022	326		
July	2023	2	-50	-96,2%
	2022	52		

KHMC s.r.o.



January-July	2023	8	-4	-33,3%
	2022	12		
July	2023	0	-1	-100,0%
	2022	1		

ŠKODA ELECTRIC a.s.



January-July	2023	0	-14	-100,0%
	2022	14		
July	2023	0	0	n/a
	2022	0		



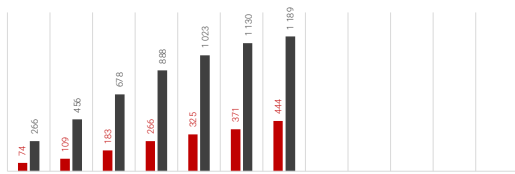
## Motorcycles

category L

### January-July

cumulation

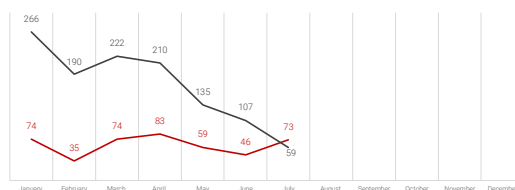
2023	444	-745	-62,7%
2022	1 189		



### July

month

2023	73	14	23,7%
2022	59		



JAWA Moto spol. s r.o.



January-July	2023	444	-745	-62,7%
	2022	1 189		
July	2023	73	14	23,7%
	2022	59		