

# Vehicle production

in the Czech Republic

## July 2024



SDRUŽENÍ  
AUTOMOBILOVÉHO  
PRŮMYSLU



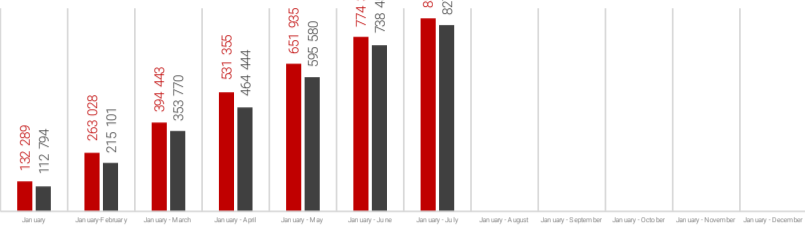
### Passenger cars

category M1

#### January-July

cumulation

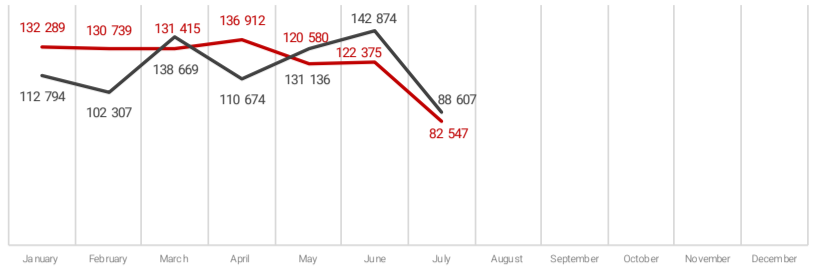
2024	<b>856 857</b>	29 796	3,6%
2023	<b>827 061</b>		



#### July

month

2024	<b>82 547</b>	-6 060	-6,8%
2023	<b>88 607</b>		



ŠKODA AUTO a.s.



January-July	2024	<b>512 728</b>	-1 055	-0,2%
	2023	<b>513 783</b>		
July	2024	<b>39 146</b>	-10 284	-20,8%
	2023	<b>49 430</b>		

Hyundai Motor  
Manufacturing Czech s.r.o.



January-July	2024	<b>202 850</b>	6 850	3,5%
	2023	<b>196 000</b>		
July	2024	<b>26 900</b>	8 000	42,3%
	2023	<b>18 900</b>		

Toyota Motor  
Manufacturing Czech Republic, s.r.o.



January-July	2024	<b>141 279</b>	24 001	20,5%
	2023	<b>117 278</b>		
July	2024	<b>16 501</b>	-3 776	-18,6%
	2023	<b>20 277</b>		



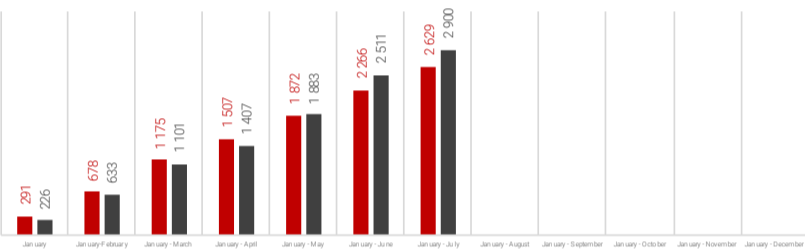
### Buses

categories M2 and M3

#### January-July

cumulation

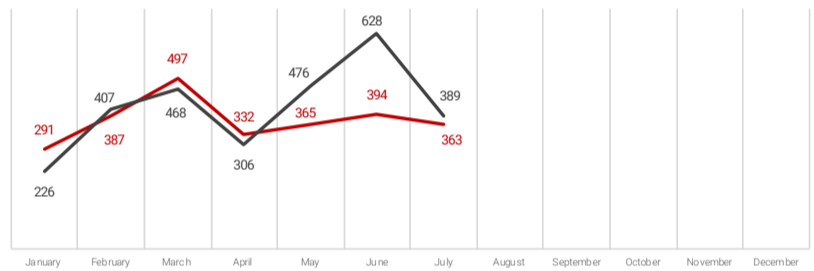
2024	<b>2 629</b>	-269	-9,3%
2023	<b>2 898</b>		



#### July

month

2024	<b>363</b>	-24	-6,2%
2023	<b>387</b>		



Iveco Czech Republic, a.s.



January-July	2024	<b>2 392</b>	-324	-11,9%
	2023	<b>2 716</b>		
July	2024	<b>335</b>	-50	-13,0%
	2023	<b>385</b>		

SOR Libchavy spol. s r.o.



January-July	2024	<b>214</b>	40	23,0%
	2023	<b>174</b>		
July	2024	<b>24</b>	22	1100,0%
	2023	<b>2</b>		

KHMC s.r.o.



January-July	2024	<b>21</b>	13	162,5%
	2023	<b>8</b>		
July	2024	<b>4</b>	4	n/a
	2023	<b>0</b>		

ŠKODA ELECTRIC a.s.



January-July	2024	<b>2</b>	2	n/a
	2023	<b>0</b>		
July	2024	<b>0</b>	0	n/a
	2023	<b>0</b>		



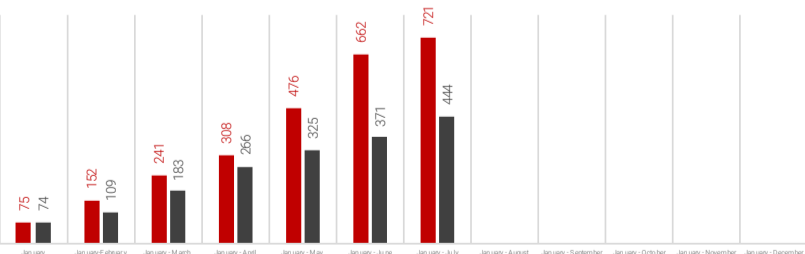
### Motorcycles

category L

#### January-July

cumulation

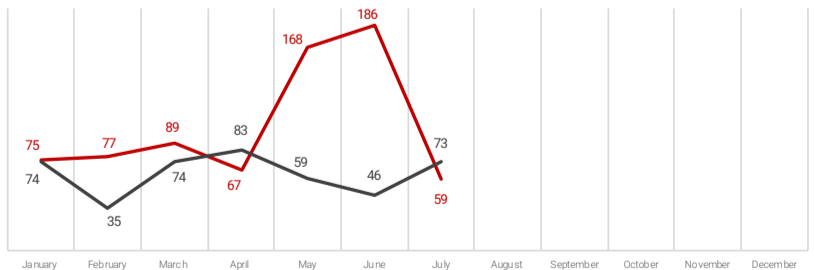
2024	<b>721</b>	277	62,4%
2023	<b>444</b>		



#### July

month

2024	<b>59</b>	-14	-19,2%
2023	<b>73</b>		



JAWA Moto spol. s r.o.



January-July	2024	<b>721</b>	277	62,4%
	2023	<b>444</b>		
July	2024	<b>59</b>	-14	-19,2%
	2023	<b>73</b>		