

Vehicle production

in the Czech Republic

August 2024



SDRUŽENÍ
AUTOMOBILOVÉHO
PRŮMYSLU



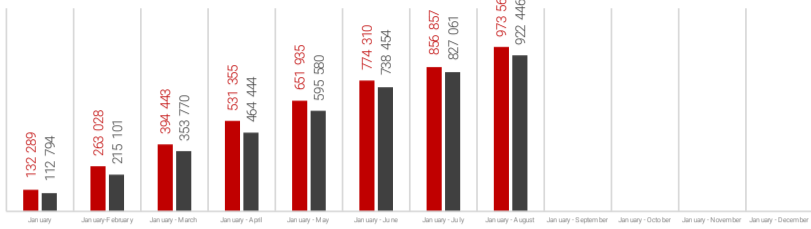
Passenger cars

category M1

January-August

cumulation

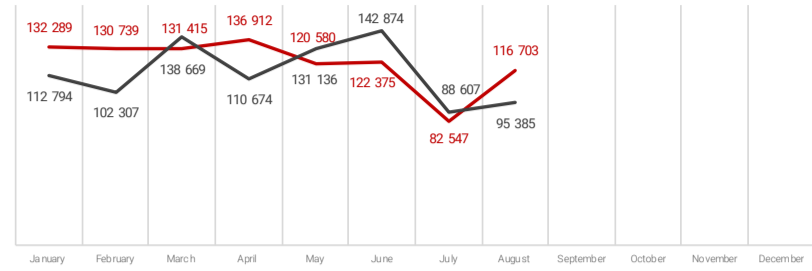
2024	973 560	51 114	5,5%
2023	922 446		



August

month

2024	116 703	21 318	22,3%
2023	95 385		



ŠKODA AUTO a.s.



January-August	2024	598 115	21 412	3,7%
	2023	576 703		
August	2024	85 387	22 467	35,7%
	2023	62 920		

Hyundai Motor
Manufacturing Czech s.r.o.



January-August	2024	224 050	-50	0,0%
	2023	224 100		
August	2024	21 200	-6 900	-24,6%
	2023	28 100		

Toyota Motor
Manufacturing Czech Republic, s.r.o.



January-August	2024	151 395	29 752	24,5%
	2023	121 643		
August	2024	10 116	5 751	131,8%
	2023	4 365		



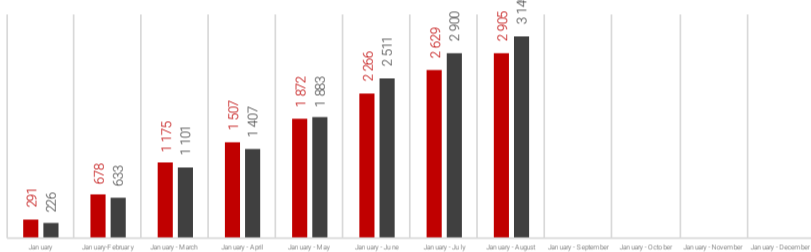
Buses

categories M2 and M3

January-August

cumulation

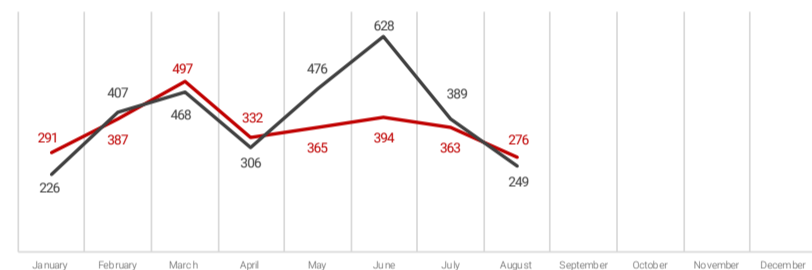
2024	2 905	-244	-7,7%
2023	3 149		



August

month

2024	276	25	10,0%
2023	251		



Iveco Czech Republic, a. s.



January-August	2024	2 636	-305	-10,4%
	2023	2 941		
August	2024	244	19	8,4%
	2023	225		

SOR Libchavy spol. s r.o.



January-August	2024	246	48	24,2%
	2023	198		
August	2024	32	8	33,3%
	2023	24		

KHMC s.r.o.



January-August	2024	21	11	110,0%
	2023	10		
August	2024	0	-2	-100,0%
	2023	2		

ŠKODA ELECTRIC a.s.



January-August	2024	2	2	n/a
	2023	0		
August	2024	0	0	n/a
	2023	0		



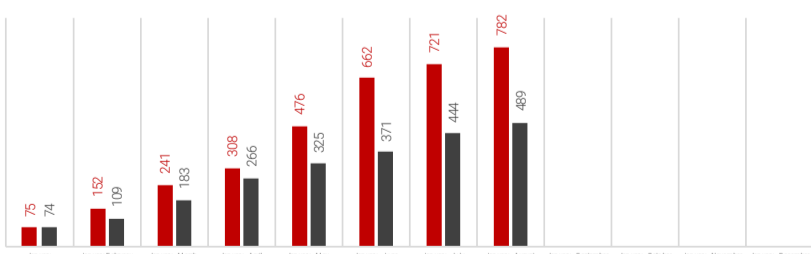
Motorcycles

category L

January-August

cumulation

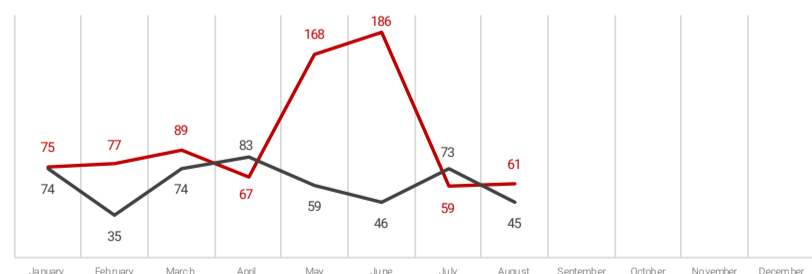
2024	782	293	59,9%
2023	489		



August

month

2024	61	16	35,6%
2023	45		



JAWA Moto spol. s r.o.



January-August	2024	782	293	59,9%
	2023	489		
August	2024	61	16	35,6%
	2023	45		