Vehicle production, domestic sales and export

in the Czech Republic

September 2023

SDRUŽENÍ AUTOMOBILOVÉHO PRŮMYSLU

Passenger cars

category M1

January-September

cumulation

Production	2023	1 017 933	104 785	11,5%
	2022	913 148		
Domestic sales	2023	78 217	14 165	22,1%
	2022	64 052		
Export	2023	939 716	90 620	10,7%
	2022	849 096		

September

month

Production	2023	95 487	-29 664	-23,7%
	2022	125 151		
Domestic sales	2023	8 245	758	10,1%
	2022	7 487		
Export	2023	87 242	-30 422	-25,9%
	2022	117 664		

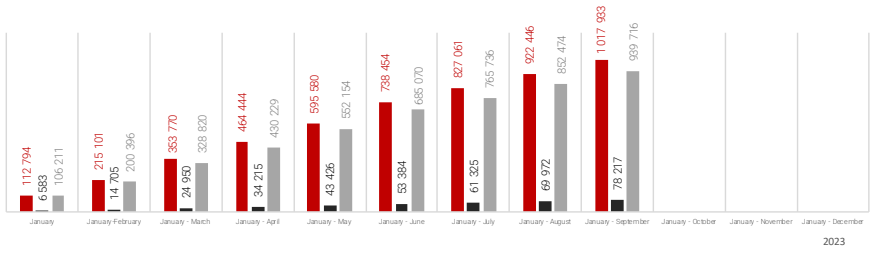

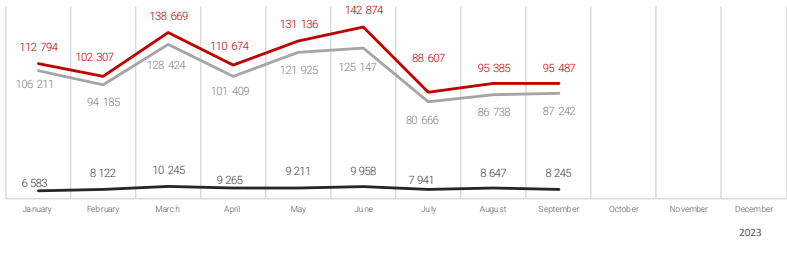

		ŠKODA AUTO a.s.			Hyundai Motor Manufacturing Czech s.r.o.			Toyota Motor Manufacturing Czech Republic, s.r.o.		
Production	January-September	2023	633 995	120 487	23,5%	254 300	11 400	4,7%	129 638	-27 102	-17,3%
		2022	513 508			242 900			156 740		
	September	2023	57 292	-3 309	-5,5%	30 200	900	3,1%	7 995	-27 255	-77,3%
		2022	60 601			29 300			35 250		
Domestic sales	January-September	2023	64 331	13 140	25,7%	11 194	-114	-1,0%	2 692	1 139	73,3%
		2022	51 191			11 308			1 553		
	September	2023	6 968	656	10,4%	1 035	113	12,3%	242	-11	-4,3%
		2022	6 312			922			253		
Export	January-September	2023	569 664	107 347	23,2%	243 106	11 514	5,0%	126 946	-28 241	-18,2%
		2022	462 317			231 592			155 187		
	September	2023	50 324	-3 965	-7,3%	29 165	787	2,8%	7 753	-27 244	-77,8%
		2022	54 289			28 378			34 997		

Buses

categories M2 and M3

January-September

cumulation

Production	2023	3 648	-214	-5,5%
	2022	3 862		
Domestic sales	2023	285	-234	-45,1%
	2022	519		
Export	2023	3 642	380	11,6%
	2022	3 262		

September

month

Production	2023	499	-2	-0,4%
	2022	501		
Domestic sales	2023	70	36	105,9%
	2022	34		
Export	2023	523	7	1,4%
	2022	516		

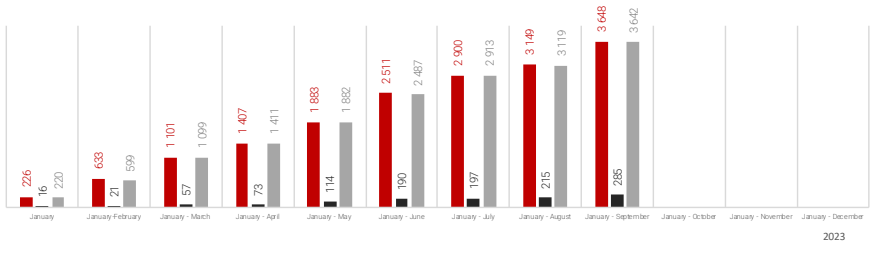

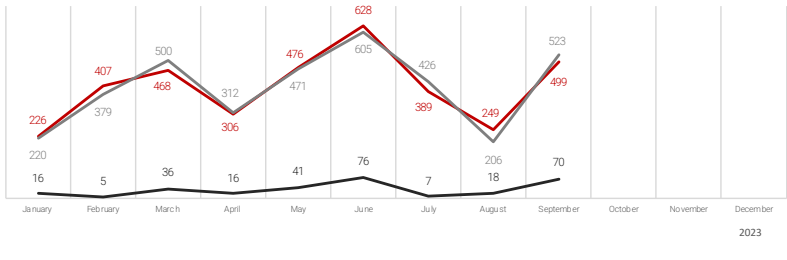

		Iveco Czech Republic, a. s.			SOR Libchavy spol. s r.o.			KHMC s.r.o.		
Production	January-September	2023	3 406	-71	-2,0%	229	-126	-35,5%	13	-3	-18,8%
		2022	3 477			355			16		
	September	2023	465	-16	-3,3%	31	14	82,4%	3	0	0,0%
		2022	481			17			3		
Domestic sales	January-September	2023	228	-89	-2,0%	57	-145	-71,8%	0	0	0,0%
		2022	317			202			0		
	September	2023	54	22	68,8%	16	14	100,0%	0	0	0,0%
		2022	32			2			0		
Export	January-September	2023	3 457	364	11,8%	172	19	12,4%	13	-3	-18,8%
		2022	3 093			153			16		
	September	2023	505	7	1,4%	15	0	0,0%	3	0	0,0%
		2022	498			15			3		

		ŠKODA ELECTRIC a.s.			
Production	January-September	2023	0	-14	-100,0%
		2022	14		
	September	2023	0	0	n/a
		2022	0		
Domestic sales	January-September	2023	0	0	n/a
		2022	0		
	September	2023	0	0	n/a
		2022	0		
Export	January-September	2023	0	0	n/a
		2022	0		
	September	2023	0	0	n/a
		2022	0		

Motorcycles

category L

January-September

cumulation

Production	2023	**567**	-866	-60,4%
	2022	**1 433**		
Domestic sales	2023	**242**	-686	-73,9%
	2022	**928**		
Export	2023	**325**	-180	-35,6%
	2022	**505**		

September

month

Production	2023	**78**	-16	-17,0%
	2022	**94**		
Domestic sales	2023	**31**	-46	-59,7%
	2022	**77**		
Export	2023	**47**	30	176,5%
	2022	**17**		

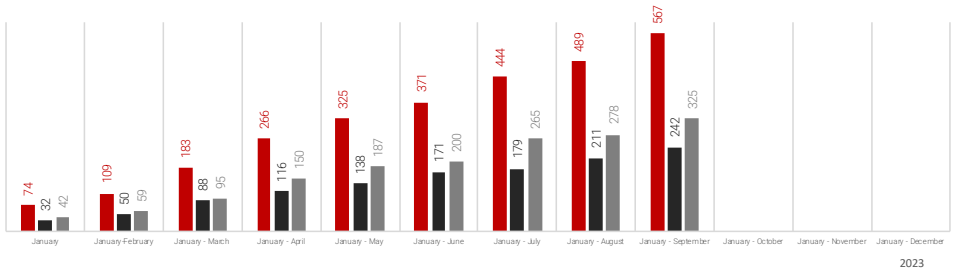

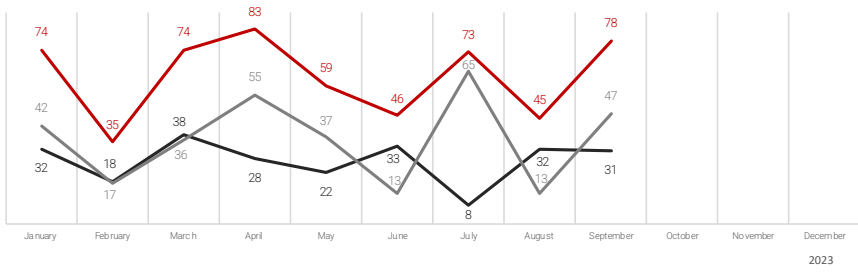

JAWA Moto spol. s r.o.

Production	January-September	2023	**567**	-866	-60,4%
		2022	**1 433**		
	September	2023	**78**	-16	-17,0%
		2022	**94**		
Domestic sales	January-September	2023	**242**	-686	-73,9%
		2022	**928**		
	September	2023	**31**	-46	-59,7%
		2022	**77**		
Export	January-September	2023	**325**	-180	-35,6%
		2022	**505**		
	September	2023	**47**	30	176,5%
		2022	**17**		

Commercial vehicles

categories N2 and N3

January-September

cumulation

Production	2023	**959**	52	5,7%
	2022	**907**		
Domestic sales	2023	**353**	-94	-21,0%
	2022	**447**		
Export	2023	**898**	481	115,3%
	2022	**417**		

July-September

quarter

Production	2023	**310**	56	22,0%
	2022	**254**		
Domestic sales	2023	**151**	6	4,1%
	2022	**145**		
Export	2023	**449**	320	248,1%
	2022	**129**		

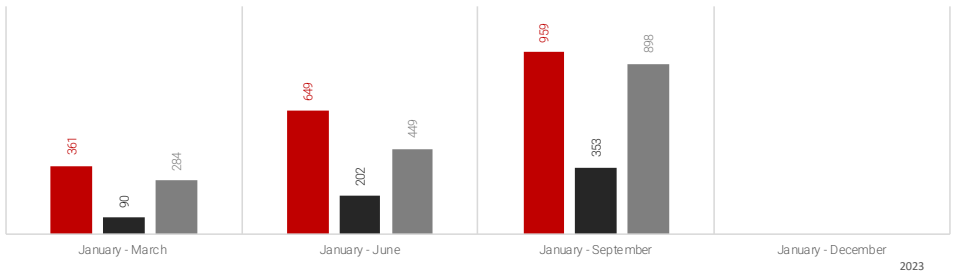

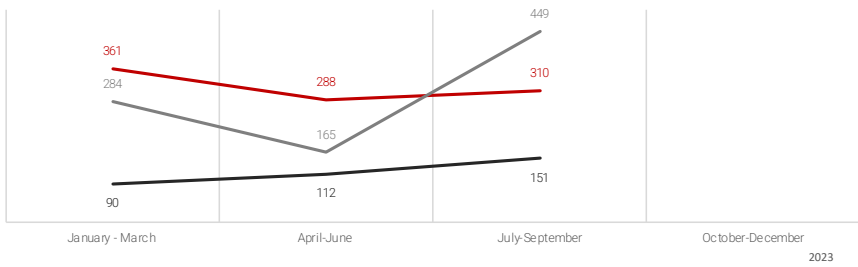

TATRA TRUCKS a.s.

Production	January-September	2023	**959**	52	5,7%
		2022	**907**		
	July-September	2023	**310**	56	22,0%
		2022	**254**		
Domestic sales	January-September	2023	**353**	-94	-21,0%
		2022	**447**		
	July-September	2023	**151**	6	4,1%
		2022	**145**		
Export	January-September	2023	**898**	481	115,3%
		2022	**417**		
	July-September	2023	**449**	320	248,1%
		2022	**129**		

Trailers up to 3,5 t

categories O1 and O2

January-September

cumulation

Production	2023	13 618	-3 028	-18,2%
	2022	16 646		
Domestic sales	2023	7 512	-2 034	-21,3%
	2022	9 546		
Export	2023	5 686	-1 041	-15,5%
	2022	6 727		

July-September

quarter

Production	2023	4 413	200	4,7%
	2022	4 213		
Domestic sales	2023	2 452	-160	-6,1%
	2022	2 612		
Export	2023	2 005	411	25,8%
	2022	1 594		

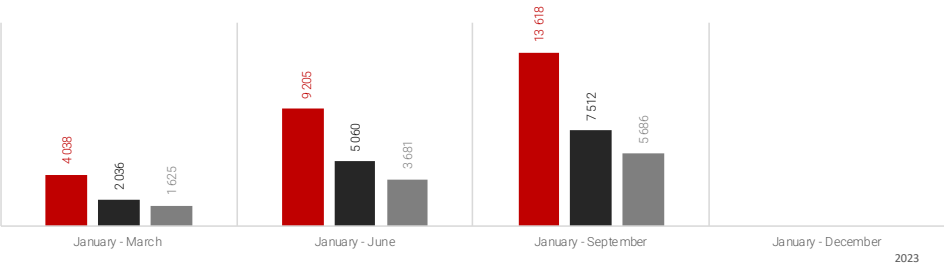

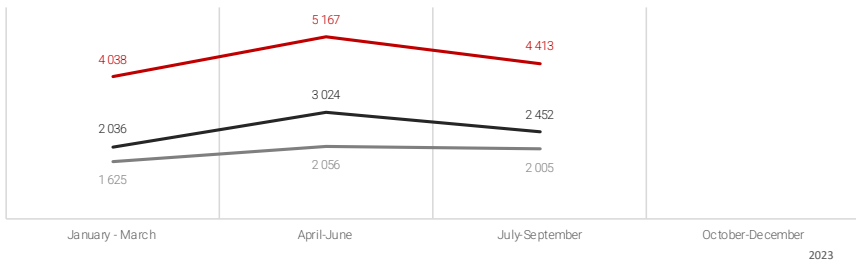

AGADOS, spol. s r.o.

Production	January-September	2023	13 618	-3 028	-18,2%
		2022	16 646		
	July-September	2023	4 413	200	4,7%
		2022	4 213		
Domestic sales	January-September	2023	7 512	-2 034	-21,3%
		2022	9 546		
	July-September	2023	2 452	-160	-6,1%
		2022	2 612		
Export	January-September	2023	5 686	-1 041	-15,5%
		2022	6 727		
	July-September	2023	2 005	411	25,8%
		2022	1 594		

Trailers over 3,5 t

categories O3 and O4

January-September

cumulation

Production	2023	1 340	-597	-30,8%
	2022	1 937		
Domestic sales	2023	908	16	1,8%
	2022	892		
Export	2023	954	-524	-35,5%
	2022	1 478		

July-September

quarter

Production	2023	343	-202	-37,1%
	2022	545		
Domestic sales	2023	307	-8	-2,5%
	2022	315		
Export	2023	266	-127	-32,3%
	2022	393		

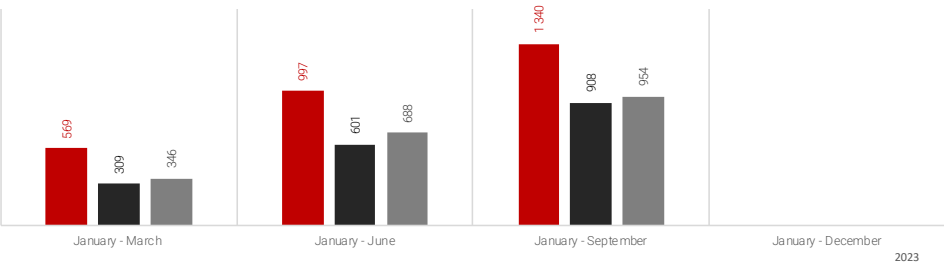

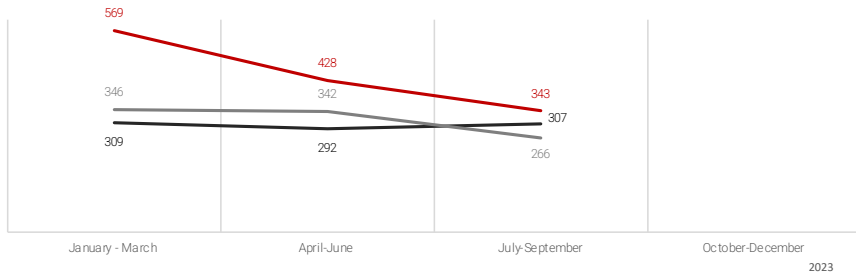

Schwarzmüller s.r.o.

Production	January-September	2023	961	-637	-39,9%
		2022	1 598		
	July-September	2023	230	-209	-47,6%
		2022	439		
Domestic sales	January-September	2023	583	-34	-5,5%
		2022	617		
	July-September	2023	202	-5	-2,4%
		2022	207		
Export	January-September	2023	918	-499	-35,2%
		2022	1 417		
	July-September	2023	252	-117	-31,7%
		2022	369		

PANAV, a.s.

Production	January-September	2023	379	40	11,8%
		2022	339		
	July-September	2023	113	7	6,6%
		2022	106		
Domestic sales	January-September	2023	325	50	18,2%
		2022	275		
	July-September	2023	105	-3	-2,8%
		2022	108		
Export	January-September	2023	36	-25	-41,0%
		2022	61		
	July-September	2023	14	-10	-41,7%
		2022	24		

TOTAL Trailers

categories O1, O2, O3 and O4

January-September

cumulation

Production	2023	14 958	-3 625	-19,5%
	2022	18 583		
Domestic sales	2023	8 420	-2 018	-19,3%
	2022	10 438		
Export	2023	6 640	-1 565	-19,1%
	2022	8 205		

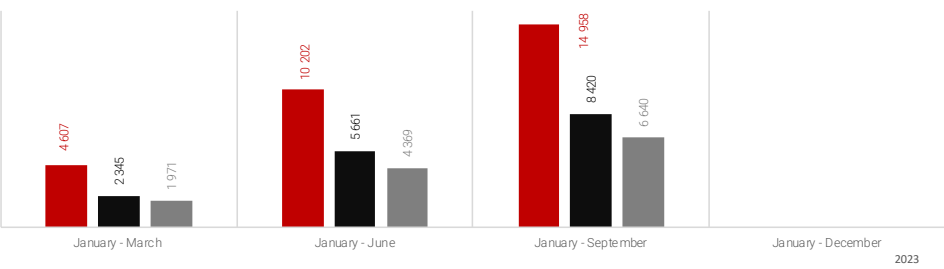

July-September

quarter

Production	2023	4 756	-2	0,0%
	2022	4 758		
Domestic sales	2023	2 759	-168	-5,7%
	2022	2 927		
Export	2023	2 271	284	14,3%
	2022	1 987		

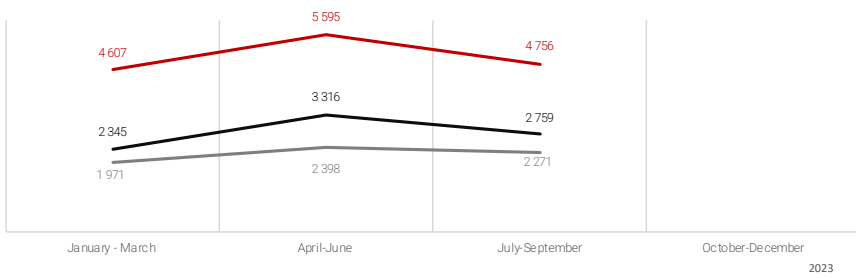

TOTAL Motor vehicles

categories M1, M2, M3, N2, N3 and L

January-September

cumulation

Production	2023	1 023 107	103 757	11,3%
	2022	919 350		
Domestic sales	2023	79 097	13 151	19,9%
	2022	65 946		
Export	2023	944 581	91 301	10,7%
	2022	853 280		

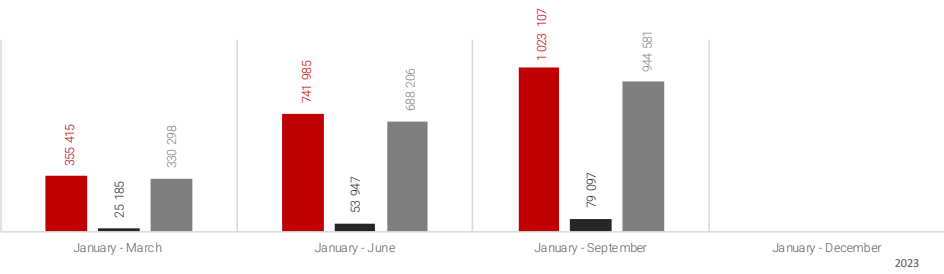

July-September

quarter

Production	2023	281 122	-26 911	-8,7%
	2022	308 033		
Domestic sales	2023	25 150	5 352	27,0%
	2022	19 798		
Export	2023	256 375	-31 889	-11,1%
	2022	288 264		

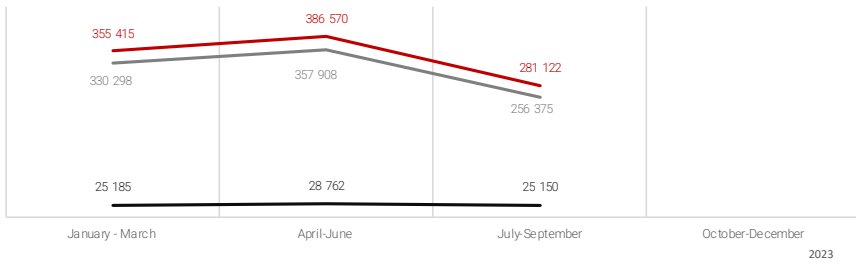

TOTAL Road vehicles

categories M1, M2, M3, N2, N3, L, O1, O2, O3 and O4

January-September

cumulation

Production	2023	1 038 065	100 132	10,7%
	2022	937 933		
Domestic sales	2023	87 517	11 133	14,6%
	2022	76 384		
Export	2023	951 221	89 736	10,4%
	2022	861 485		

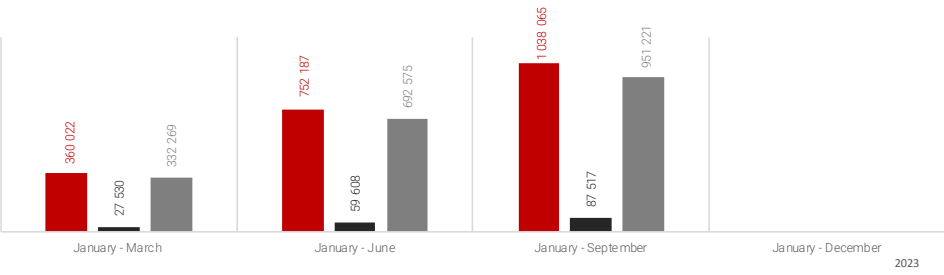

July-September

quarter
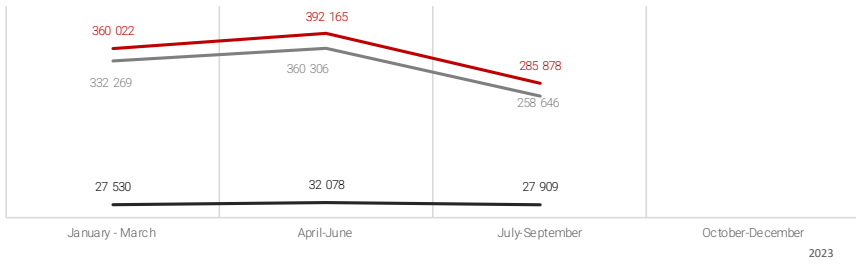
Production	2023	285 878	-26 913	-8,6%
	2022	312 791		
Domestic sales	2023	27 909	5 184	22,8%
	2022	22 725		
Export	2023	258 646	-31 605	-10,9%
	2022	290 251