

Vehicle production, domestic sales and export

This sheet covers the production of all vehicles regardless of fuel.

in the Czech Republic

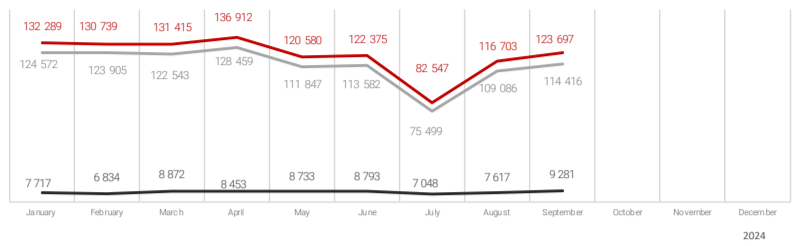
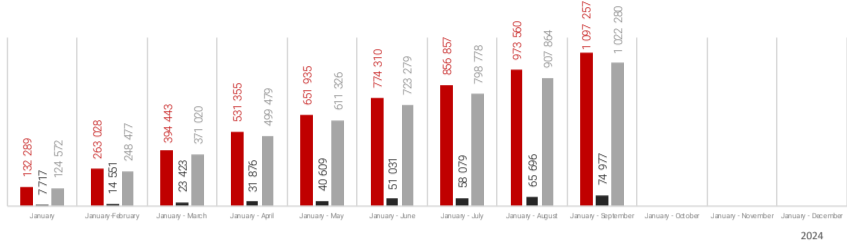
September 2024



Passenger cars category M1

January-September		cumulation	
Production	2024	1 097 257	79 324
	2023	1 017 933	7,8%
Domestic sales	2024	74 977	-3 240
	2023	78 217	-4,1%
Export	2024	1 022 280	82 564
	2023	939 716	8,8%

September		month	
Production	2024	123 697	28 210
	2023	95 487	29,5%
Domestic sales	2024	9 281	1 036
	2023	8 245	12,6%
Export	2024	114 416	27 174
	2023	87 242	31,1%

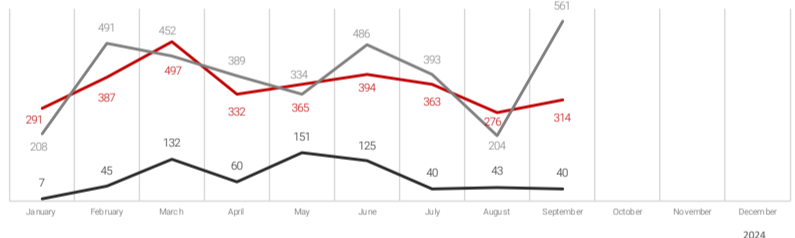
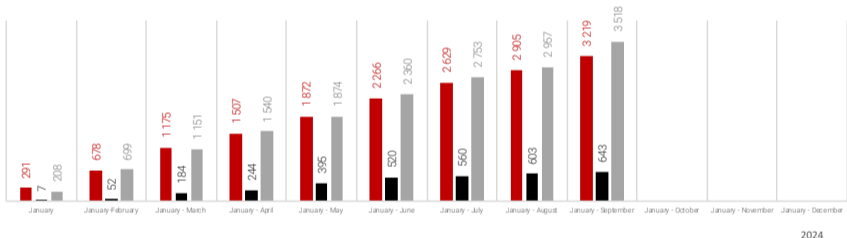


Manufacturer	Production	Domestic sales	Export
ŠKODA AUTO a.s.	Jan-Sep 2024	673 080	611 409
	Jan-Sep 2023	633 995	569 664
	September 2024	74 965	8 060
	September 2023	57 292	6 968
	September 2024	39 085	1 092
	September 2023	17 673	1 092
Hyundai Motor Manufacturing Czech s.r.o.	Jan-Sep 2024	253 450	242 125
	Jan-Sep 2023	254 300	243 106
	September 2024	29 400	28 431
	September 2023	30 200	29 165
	September 2024	-850	-981
	September 2023	-800	-734
Toyota Motor Manufacturing Czech Republic, s.r.o.	Jan-Sep 2024	170 727	168 746
	Jan-Sep 2023	129 638	126 946
	September 2024	19 332	19 080
	September 2023	7 995	7 753
	September 2024	41 089	41 800
	September 2023	11 337	11 327

Buses categories M2 and M3

January-September		cumulation	
Production	2024	3 219	-429
	2023	3 648	-11,8%
Domestic sales	2024	643	358
	2023	285	125,6%
Export	2024	3 518	-124
	2023	3 642	-3,4%

September		month	
Production	2024	314	-185
	2023	499	-37,1%
Domestic sales	2024	40	-30
	2023	70	-42,9%
Export	2024	561	38
	2023	523	7,3%



Manufacturer	Production	Domestic sales	Export
Iveco Czech Republic, a.s.	Jan-Sep 2024	2 929	3 445
	Jan-Sep 2023	3 406	3 457
	September 2024	293	557
	September 2023	465	505
	September 2024	-477	-12
	September 2023	-172	52
SOR Libčavský spol. s r.o.	Jan-Sep 2024	264	47
	Jan-Sep 2023	229	172
	September 2024	18	1
	September 2023	31	15
	September 2024	35	-125
	September 2023	13	-72,7%
KHMC s.r.o.	Jan-Sep 2024	24	24
	Jan-Sep 2023	13	13
	September 2024	3	3
	September 2023	3	3
	September 2024	11	11
	September 2023	84,6%	84,6%

ŠKODA ELECTRIC a.s.				
Production	Jan-Sep 2024	2	2	n/a
	Jan-Sep 2023	0	0	n/a
September 2024	0	0	n/a	
	September 2023	0	0	n/a
Domestic sales	Jan-Sep 2024	0	0	n/a
	Jan-Sep 2023	0	0	n/a
September 2024	0	0	n/a	
	September 2023	0	0	n/a
Export	Jan-Sep 2024	2	2	n/a
	Jan-Sep 2023	0	0	n/a
September 2024	0	0	n/a	
	September 2023	0	0	n/a



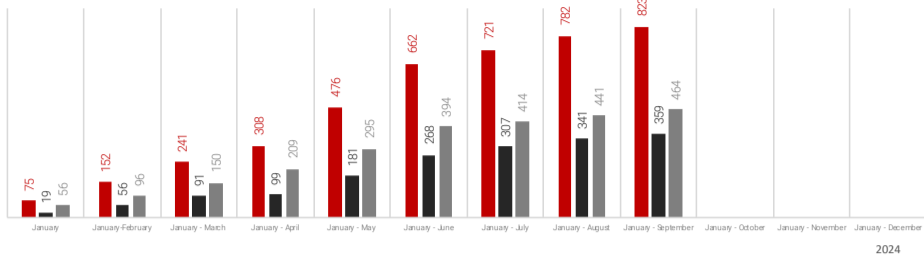
Motorcycles

category L

January-September

cumulation

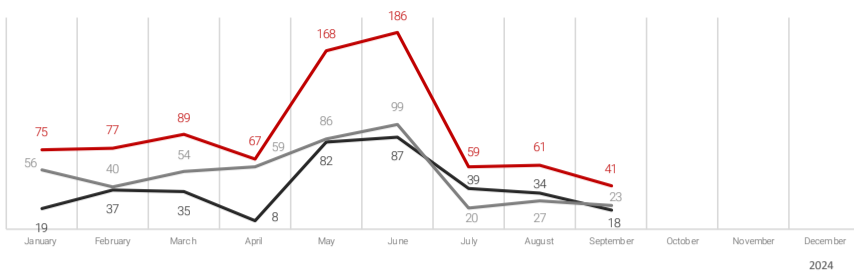
Production	2024	823	256	45,1%
	2023	567		
Domestic sales	2024	359	117	48,3%
	2023	242		
Export	2024	464	139	42,8%
	2023	325		



September

month

Production	2024	41	-37	-47,4%
	2023	78		
Domestic sales	2024	18	-13	-41,9%
	2023	31		
Export	2024	23	-24	-51,1%
	2023	47		



JAWA Moto spol. s r.o.



Production

January-September	2024	823	256	45,1%
	2023	567		
September	2024	41	-37	-47,4%
	2023	78		

Domestic sales

January-September	2024	359	117	48,3%
	2023	242		
September	2024	18	-13	-41,9%
	2023	31		

Export

January-September	2024	464	139	42,8%
	2023	325		
September	2024	23	-24	-51,1%
	2023	47		



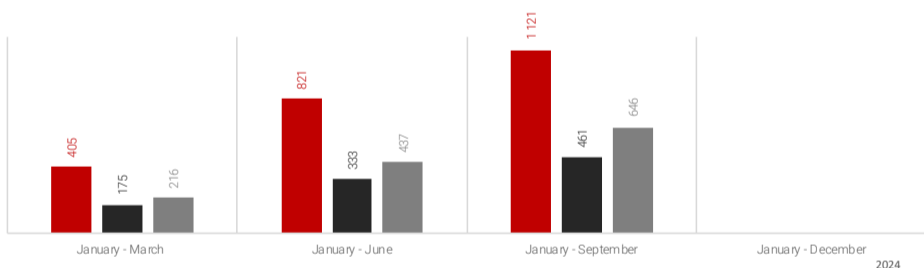
Commercial vehicles

categories N2 and N3

January-September

cumulation

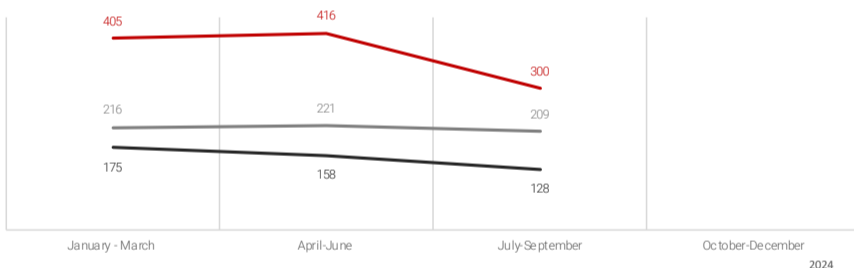
Production	2024	1 121	162	16,9%
	2023	959		
Domestic sales	2024	461	108	30,6%
	2023	353		
Export	2024	646	-252	-28,1%
	2023	898		



July-September

quarter

Production	2024	300	-10	-3,2%
	2023	310		
Domestic sales	2024	128	-23	-15,2%
	2023	151		
Export	2024	209	-240	-53,5%
	2023	449		



TATRA TRUCKS a.s.



Production

January-September	2024	1 121	162	16,9%
	2023	959		
July-September	2024	300	-10	-3,2%
	2023	310		

Domestic sales

January-September	2024	461	108	30,6%
	2023	353		
July-September	2024	128	-23	-15,2%
	2023	151		

Export

January-September	2024	646	-252	-28,1%
	2023	898		
July-September	2024	209	-240	-53,5%
	2023	449		

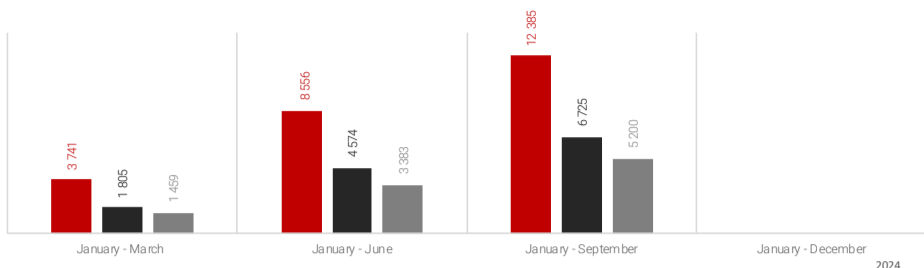
Trailers up to 3,5 t

categories 01 and 02

January-September

cumulation

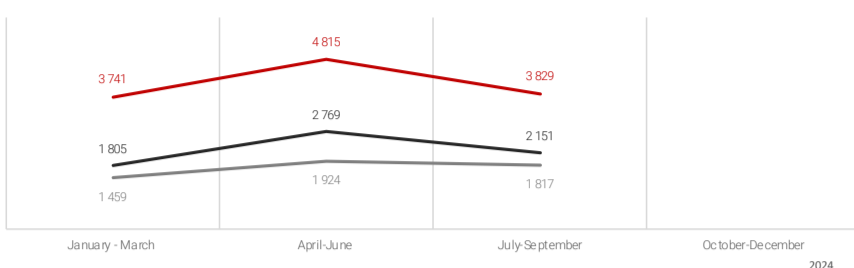
Production	2024	12 385		
	2023	13 618	-1 233	-9,1%
Domestic sales	2024	6 725		
	2023	7 512	-787	-10,5%
Export	2024	5 200		
	2023	5 686	-486	-8,5%



July-September

quarter

Production	2024	3 829		
	2023	4 413	-584	-13,2%
Domestic sales	2024	2 151		
	2023	2 452	-301	-12,3%
Export	2024	1 817		
	2023	2 005	-188	-9,4%



AGADOS, spol. s r.o.



Production

January-September	2024	12 385	-1 233	-9,1%
July-September	2024	3 829	-584	-13,2%

Domestic sales

January-September	2024	6 725	-787	-10,5%
July-September	2024	2 151	-301	-12,3%

Export

January-September	2024	5 200	-486	-8,5%
July-September	2024	1 817	-188	-9,4%

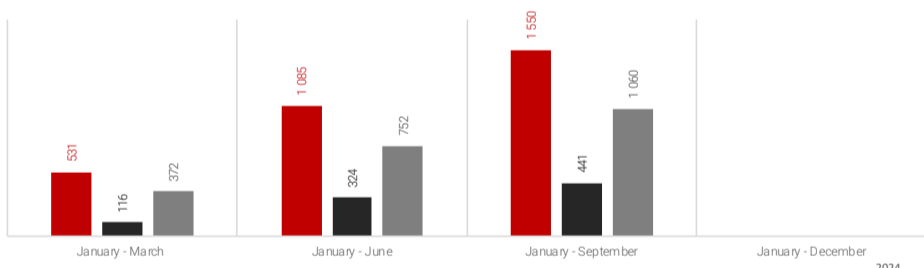
Trailers over 3,5 t

categories 03 and 04

January-September

cumulation

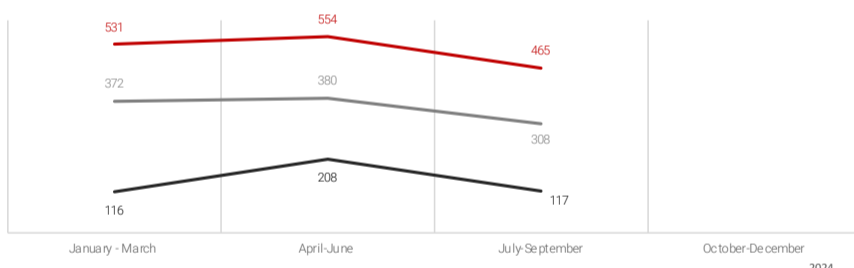
Production	2024	1 550		
	2023	1 344	206	15,3%
Domestic sales	2024	441		
	2023	911	-470	-51,6%
Export	2024	1 060		
	2023	954	106	11,1%



July-September

quarter

Production	2024	465		
	2023	344	121	35,2%
Domestic sales	2024	117		
	2023	308	-191	-62,0%
Export	2024	308		
	2023	266	42	15,8%



Schwarz Müller s.r.o.



PANAV, a.s.



AGADOS, spol. s r.o.



Production

January-September	2024	1 550	199	20,7%
July-September	2024	350	120	52,2%

January-September	2024	387	8	2,1%
July-September	2024	115	2	1,8%

January-September	2024	3	-1	-25,0%
July-September	2024	0	-1	-100,0%

Domestic sales

January-September	2024	161	-422	-72,4%
July-September	2024	51	-151	-74,8%

January-September	2024	278	-47	-14,5%
July-September	2024	66	-39	-37,1%

January-September	2024	2	-1	-33,3%
July-September	2024	0	-1	-100,0%

Export

January-September	2024	1 008	90	9,8%
July-September	2024	283	31	12,3%

January-September	2024	52	16	44,4%
July-September	2024	25	11	78,6%

January-September	2024	0	0	n/a
July-September	2024	0	0	n/a



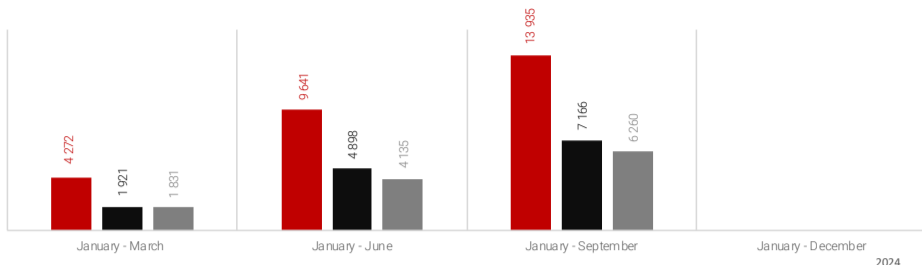
TOTAL Trailers

categories O1, O2, O3 and O4

January-September

cumulation

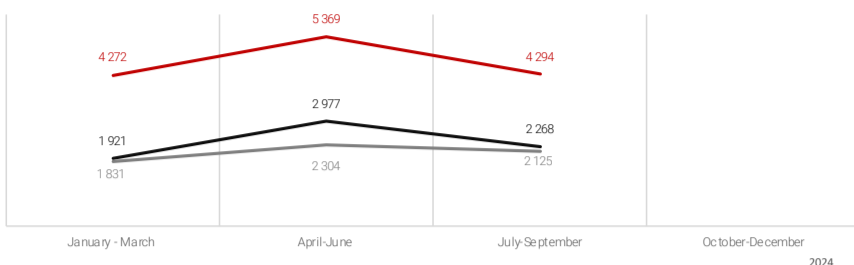
Production	2024	13 935		
	2023	14 962	-1 027	-6,9%
Domestic sales	2024	7 166		
	2023	8 423	-1 257	-14,9%
Export	2024	6 260		
	2023	6 640	-380	-5,7%



July-September

quarter

Production	2024	4 294		
	2023	4 757	-463	-9,7%
Domestic sales	2024	2 268		
	2023	2 760	-492	-17,8%
Export	2024	2 125		
	2023	2 271	-146	-6,4%



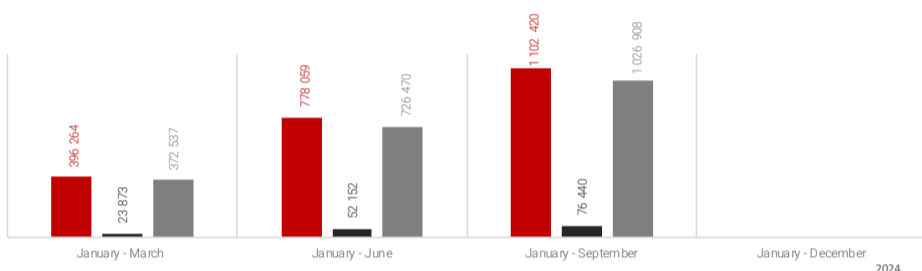
TOTAL Motor vehicles

categories M1, M2, M3, N2, N3 and L

January-September

cumulation

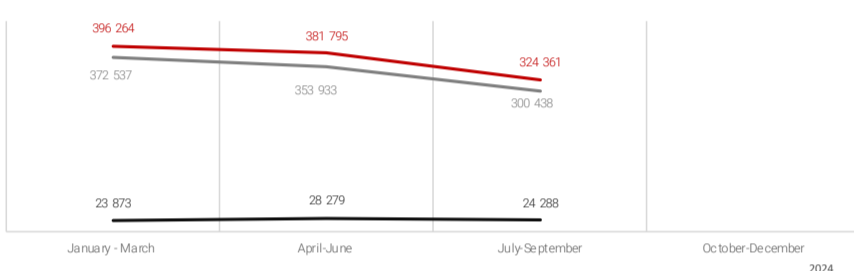
Production	2024	1 102 420		
	2023	1 023 107	79 313	7,8%
Domestic sales	2024	76 440		
	2023	79 097	-2 657	-3,4%
Export	2024	1 026 908		
	2023	944 581	82 327	8,7%



July-September

quarter

Production	2024	324 361		
	2023	281 122	43 239	15,4%
Domestic sales	2024	24 288		
	2023	25 150	-862	-3,4%
Export	2024	300 438		
	2023	256 375	44 063	17,2%



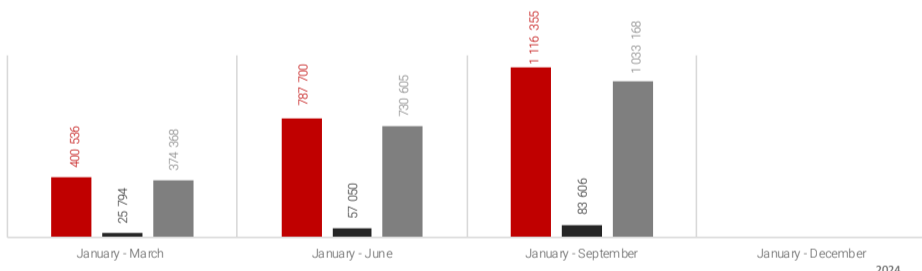
TOTAL Road vehicles

categories M1, M2, M3, N2, N3, L, O1, O2, O3 and O4

January-September

cumulation

Production	2024	1 116 355		
	2023	1 038 069	78 286	7,5%
Domestic sales	2024	83 606		
	2023	87 520	-3 914	-4,5%
Export	2024	1 033 168		
	2023	951 221	81 947	8,6%



July-September

quarter

Production	2024	328 655		
	2023	285 879	42 776	15,0%
Domestic sales	2024	26 556		
	2023	27 910	-1 354	-4,9%
Export	2024	302 563		
	2023	258 646	43 917	17,0%

