

Electric vehicle production

in the Czech Republic

May 2021



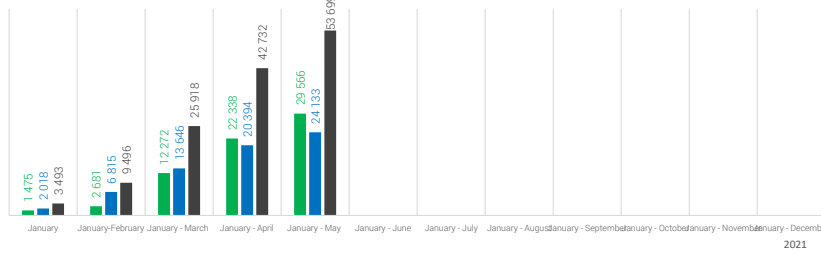
Passenger cars

category M1

January-May

cumulation

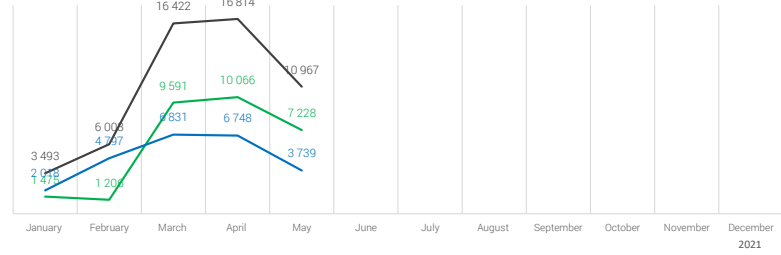
| | | |
|---|---------------|--------------|
| Total passenger vehicles production | 559 934 | 100% |
| of these BEVs | 29 566 | 5,28% |
| of these PHEVs | 24 133 | 4,31% |
| Total electric passenger vehicles production | 53 699 | 9,59% |



May

month

| | | |
|---|---------------|---------------|
| Total passenger vehicles production | 106 549 | 100% |
| of these BEVs | 7 228 | 6,78% |
| of these PHEVs | 3 739 | 3,51% |
| Total electric passenger vehicles production | 10 967 | 10,29% |



ŠKODA AUTO a.s.



| | |
|---|---------------|
| Total passenger vehicles production | 365 186 |
| of these BEVs | 21 615 |
| of these PHEVs | 16 482 |
| Total electric passenger vehicles production | 38 097 |

January-May

May

| | |
|---|--------------|
| Total passenger vehicles production | 59 881 |
| of these BEVs | 5 791 |
| of these PHEVs | 1 112 |
| Total electric passenger vehicles production | 6 903 |

Hyundai Motor Manufacturing Czech s.r.o.



| | |
|---|---------------|
| Total passenger vehicles production | 116 300 |
| of these BEVs | 7 951 |
| of these PHEVs | 7 651 |
| Total electric passenger vehicles production | 15 602 |

| | |
|---|--------------|
| Total passenger vehicles production | 25 900 |
| of these BEVs | 1 437 |
| of these PHEVs | 2 627 |
| Total electric passenger vehicles production | 4 064 |



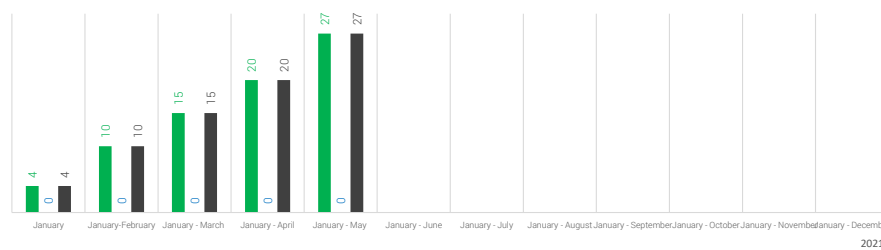
Buses

categories M2 and M3

January-May

cumulation

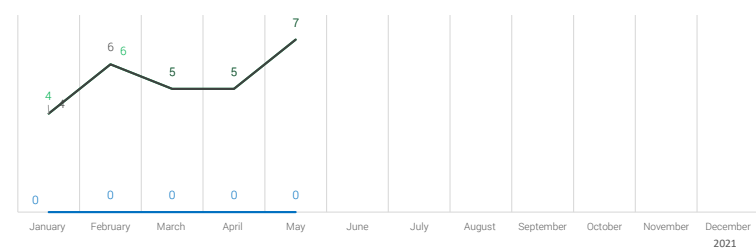
| | | |
|--|-----------|--------------|
| Total buses production | 1 810 | 100% |
| of these BEVs | 27 | 1,49% |
| of these PHEVs | 0 | 0,00% |
| Total electric buses production | 27 | 1,49% |



May

month

| | | |
|--|----------|--------------|
| Total buses production | 386 | 100% |
| of these BEVs | 7 | 1,81% |
| of these PHEVs | 0 | 0,00% |
| Total electric buses production | 7 | 1,81% |



SOR Libchavy spol. s r.o.



| | |
|--|-----------|
| Total buses production | 138 |
| of these BEVs | 27 |
| of these PHEVs | 0 |
| Total electric buses production | 27 |

January-May

May

| | |
|--|----------|
| Total buses production | 14 |
| of these BEVs | 7 |
| of these PHEVs | 0 |
| Total electric buses production | 7 |



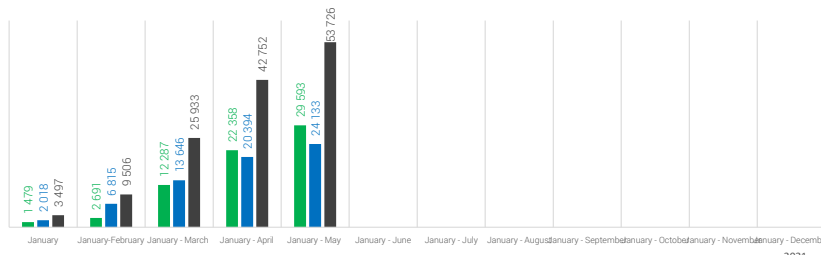
TOTAL Electric vehicles

categories M1, N1, M2 and M3

January-May

cumulation

| | |
|---|---------------|
| Total BEVs production | 29 593 |
| Total PHEVs production | 24 133 |
| Total electric vehicles production | 53 726 |



May

month

| | |
|---|---------------|
| Total BEVs production | 7 235 |
| Total PHEVs production | 3 739 |
| Total electric vehicles production | 10 974 |

