

# Electric vehicle production

The category represents only a subsection of the total vehicle production.

in the Czech Republic

## December 2024



SDRUŽENÍ  
AUTOMOBILOVÉHO  
PRŮMYSLU



### Passenger cars

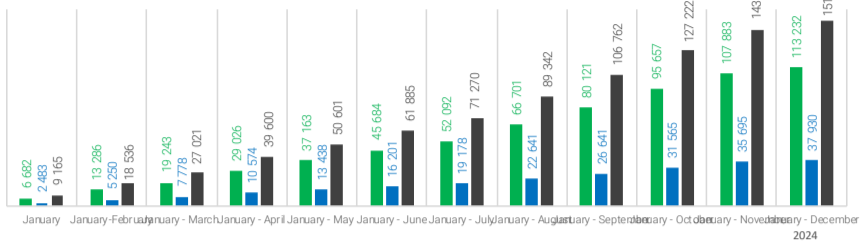
category M1

#### January-December

cumulation

share of total production

Category	Year	2024	2023	Change	% Change
BEV	2024	113 232	-	-	-
	2023	130 571	-17 339	-13,3%	7,8%
PHEV	2024	37 930	-	-	-
	2023	50 316	-12 386	-24,6%	2,6%
Total EV	2024	151 162	-	-	-
	2023	180 887	-29 725	-16,4%	10,4%

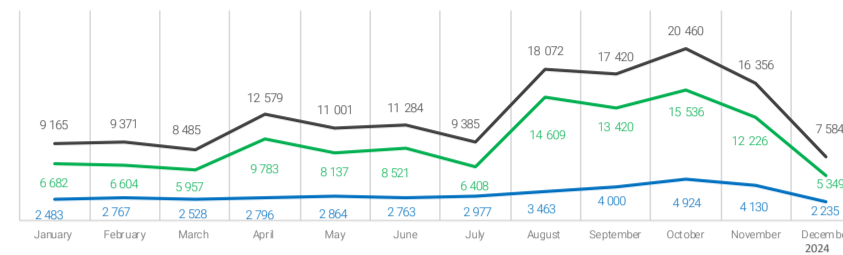


#### December

month

share of total production

Category	Year	2024	2023	Change	% Change
BEV	2024	5 349	-	-	-
	2023	6 406	-1 057	-16,5%	1,8%
PHEV	2024	2 235	-	-	-
	2023	1 726	509	29,5%	0,8%
Total EV	2024	7 584	-	-	-
	2023	8 132	-548	-6,7%	2,5%



ŠKODA AUTO a.s.



Category	Year	2024	2023	Change	% Change
BEV	January-December	79 932	86 732	-6 800	-7,8%
	December	3 670	4 035	-365	-9,0%
PHEV	January-December	16 602	22 103	-5 501	-24,9%
	December	1 239	135	1 104	817,8%
EV	January-December	96 534	108 835	-12 301	-11,3%
	December	4 909	4 170	739	17,7%

Hyundai Motor  
Manufacturing Czech s.r.o.



Category	Year	2024	2023	Change	% Change
BEV	January-December	33 300	43 839	-10 539	-24,0%
	December	1 679	2 371	-692	-29,2%
PHEV	January-December	21 328	28 213	-6 885	-24,4%
	December	996	1 591	-595	-37,4%
EV	January-December	54 628	72 052	-17 424	-24,2%
	December	2 675	3 962	-1 287	-32,5%



### Buses

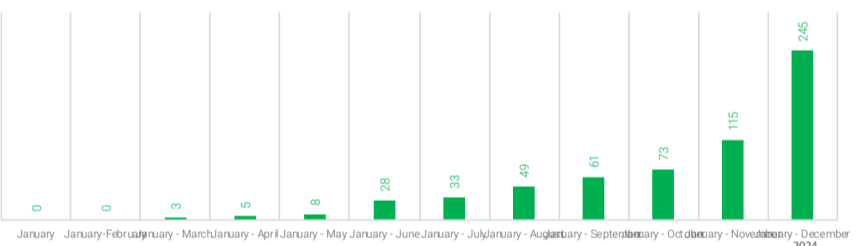
categories M1, M2

#### January-December

cumulation

share of total production

Category	Year	2024	2023	Change	% Change
BEV	2024	245	-	-	-
	2023	29	216	744,8%	5,5%

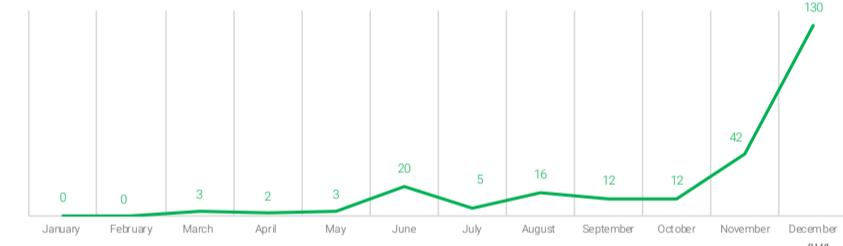


#### December

month

share of total production

Category	Year	2024	2023	Change	% Change
BEV	2024	130	-	-	-
	2023	3	127	4233,3%	25,4%



SOR Libchavy spol. s r.o.



Category	Year	2024	2023	Change	% Change
BEV	January-December	52	23	29	126,1%
	December	13	2	11	550,0%

ŠKODA ELECTRIC a.s.



Category	Year	2024	2023	Change	% Change
BEV	January-December	0	0	0	n/a
	December	0	0	0	n/a

Iveco Czech Republic, a. s.



Category	Year	2024	2023	Change	% Change
BEV	January-December	193	6	187	3116,7%
	December	117	1	116	11600,0%



### TOTAL Electric vehicles

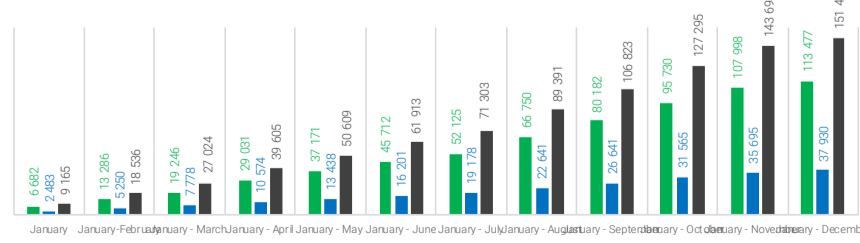
categories M1, M2 and M3

#### January-December

cumulation

share of total production

Category	Year	2024	2023	Change	% Change
BEV	2024	113 477	-	-	-
	2023	130 600	-17 123	-13,1%	7,8%
PHEV	2024	37 930	-	-	-
	2023	50 316	-12 386	-24,6%	2,6%
Total EV	2024	151 407	-	-	-
	2023	180 916	-29 509	-16,3%	10,4%



#### December

month

share of total production

Category	Year	2024	2023	Change	% Change
BEV	2024	5 479	-	-	-
	2023	6 409	-930	-14,5%	1,8%
PHEV	2024	2 235	-	-	-
	2023	1 726	509	29,5%	0,7%
Total EV	2024	7 714	-	-	-
	2023	8 135	-421	-5,2%	2,6%

