

Vehicle production, domestic sales and export

This sheet covers the production of all vehicles regardless of fuel.

in the Czech Republic

December 2024



Passenger cars

category M1

January-December

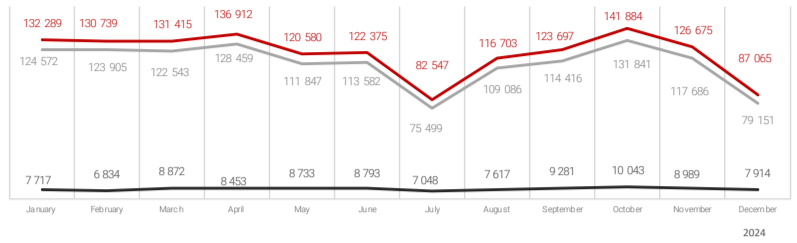
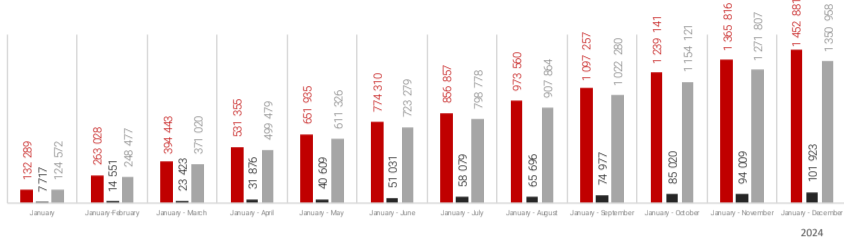
cumulation

Production	2024	1 452 881		
	2023	1 397 816	55 065	3,9%
Domestic sales	2024	101 923		
	2023	105 617	-3 694	-3,5%
Export	2024	1 350 958		
	2023	1 292 199	58 759	4,5%

December

month

Production	2024	87 065		
	2023	97 204	-10 139	-10,4%
Domestic sales	2024	7 914		
	2023	10 319	-2 405	-23,3%
Export	2024	79 151		
	2023	86 885	-7 734	-8,9%



Manufacturer	Category	Jan-Dec 2024	Jan-Dec 2023	Diff	%	Dec 2024	Dec 2023	Diff	%
ŠKODA AUTO a.s.	Production	896 933	864 889	32 044	3,7%	52 212	57 426	-5 214	-9,1%
	Domestic sales	84 476	87 784	-3 308	-3,8%	6 591	9 147	-2 556	-27,9%
	Export	812 457	777 105	35 352	4,5%	45 621	48 279	-2 658	-5,5%
Hyundai Motor Manufacturing Czech s.r.o.	Production	330 890	340 500	-9 610	-2,8%	20 640	23 000	-2 360	-10,3%
	Domestic sales	14 824	14 554	270	1,9%	1 068	1 003	65	6,5%
	Export	316 066	325 946	-9 880	-3,0%	19 572	21 997	-2 425	-11,0%
Toyota Motor Manufacturing Czech Republic, s.r.o.	Production	225 058	192 427	32 631	17,0%	14 213	16 778	-2 565	-15,3%
	Domestic sales	2 623	3 279	-656	-20,0%	255	169	86	50,9%
	Export	222 435	189 148	33 287	17,6%	13 958	16 609	-2 651	-16,0%



Buses

categories M2 and M3

January-December

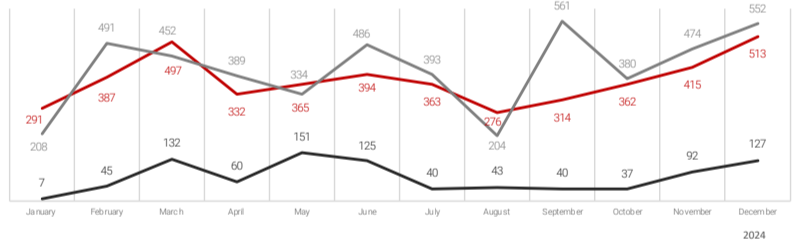
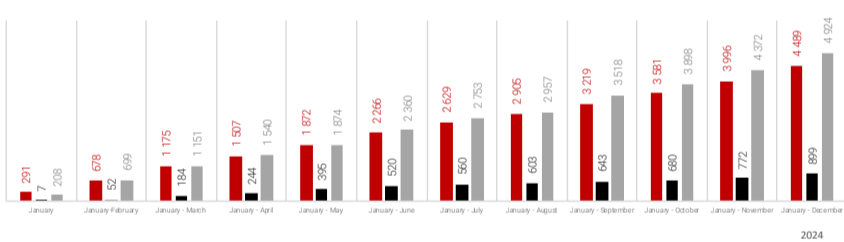
cumulation

Production	2024	4 489		
	2023	5 253	-764	-14,5%
Domestic sales	2024	899		
	2023	715	184	25,7%
Export	2024	4 924		
	2023	5 535	-611	-11,0%

December

month

Production	2024	513		
	2023	609	-96	-15,8%
Domestic sales	2024	127		
	2023	256	-129	-50,4%
Export	2024	552		
	2023	666	-114	-17,1%



Manufacturer	Category	Jan-Dec 2024	Jan-Dec 2023	Diff	%	Dec 2024	Dec 2023	Diff	%
Iveco Czech Republic, a.s.	Production	4 040	4 741	-701	-14,8%	426	438	-12	-2,7%
	Domestic sales	568	478	90	14,8%	69	126	-57	-45,2%
	Export	4 806	5 260	-454	-8,6%	523	625	-102	-16,3%
SOR Libčavý spol. s r.o.	Production	416	492	-76	-15,4%	85	169	-84	-49,7%
	Domestic sales	331	237	94	39,7%	58	130	-72	-55,4%
	Export	85	255	-170	-66,7%	27	39	-12	-30,8%
KHM s.r.o.	Production	31	20	11	55,0%	2	2	0	0,0%
	Domestic sales	0	0	0	n/a	0	0	0	n/a
	Export	31	20	11	55,0%	2	2	0	0,0%

Manufacturer	Category	Jan-Dec 2024	Jan-Dec 2023	Diff	%	Dec 2024	Dec 2023	Diff	%
ŠKODA ELECTRIC a.s.	Production	2	0	2	n/a	0	0	0	n/a
	Domestic sales	0	0	0	n/a	0	0	0	n/a
	Export	2	0	2	n/a	0	0	0	n/a



Motorcycles

category L

January-December

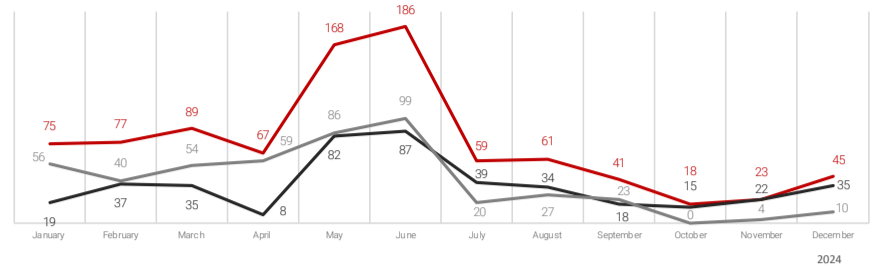
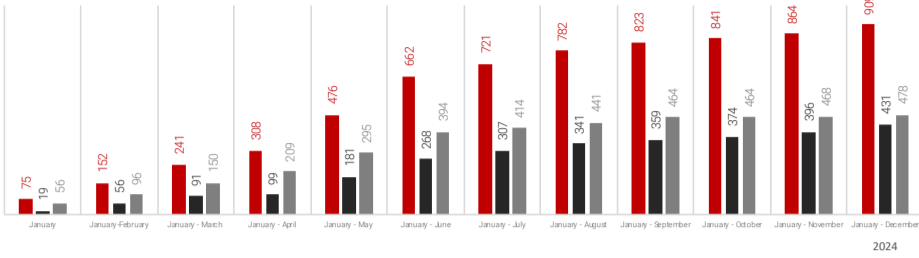
cumulation

Production	2024	909		
	2023	755	154	20,4%
Domestic sales	2024	431		
	2023	337	94	27,9%
Export	2024	478		
	2023	418	60	14,4%

December

month

Production	2024	45		
	2023	23	22	95,7%
Domestic sales	2024	35		
	2023	12	23	191,7%
Export	2024	10		
	2023	11	-1	-9,1%



JAWA Moto spol. s r.o.



Production

January-December	2024	909	154	20,4%
	2023	755		
December	2024	45	22	95,7%
	2023	23		

Domestic sales

January-December	2024	431	94	27,9%
	2023	337		
December	2024	35	23	191,7%
	2023	12		

Export

January-December	2024	478	60	14,4%
	2023	418		
December	2024	10	-1	-9,1%
	2023	11		



Commercial vehicles

categories N2 and N3

January-December

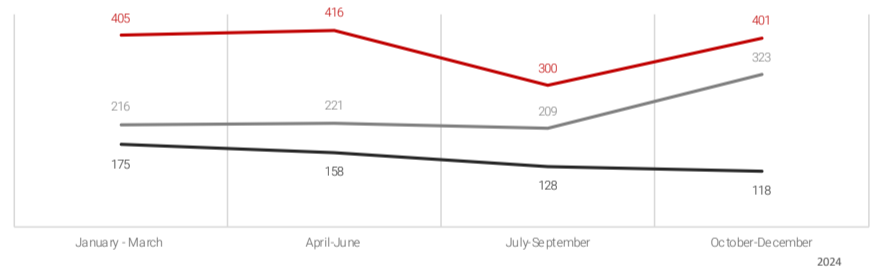
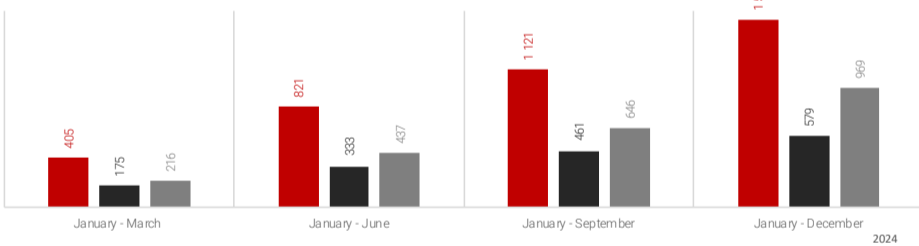
cumulation

Production	2024	1 522		
	2023	1 432	90	6,3%
Domestic sales	2024	579		
	2023	522	57	10,9%
Export	2024	969		
	2023	1 239	-270	-21,8%

October-December

quarter

Production	2024	401		
	2023	473	-72	-15,2%
Domestic sales	2024	118		
	2023	169	-51	-30,2%
Export	2024	323		
	2023	341	-18	-5,3%



TATRA TRUCKS a.s.



Production

January-December	2024	1 522	90	6,3%
	2023	1 432		
October-December	2024	401	-72	-15,2%
	2023	473		

Domestic sales

January-December	2024	579	57	10,9%
	2023	522		
October-December	2024	118	-51	-30,2%
	2023	169		

Export

January-December	2024	969	-270	-21,8%
	2023	1 239		
October-December	2024	323	-18	-5,3%
	2023	341		

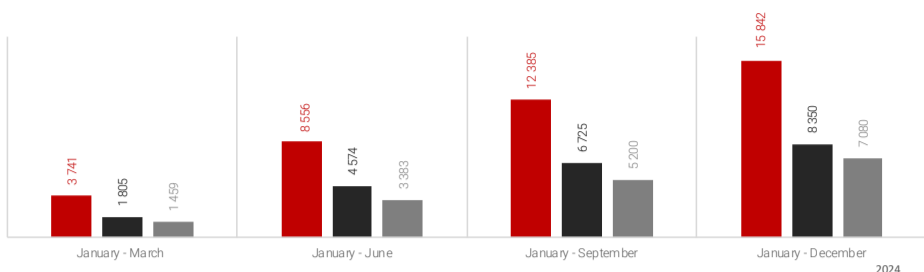
Trailers up to 3,5 t

categories O1 and O2

January-December

cumulation

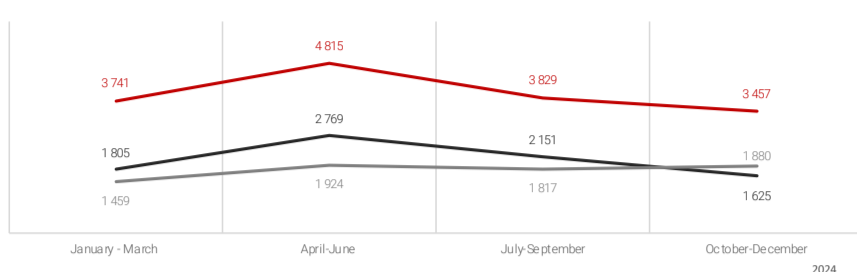
Production	2024	15 842		
	2023	16 924	-1 082	-6,4%
Domestic sales	2024	8 350		
	2023	9 226	-876	-9,5%
Export	2024	7 080		
	2023	7 384	-304	-4,1%



October-December

quarter

Production	2024	3 457		
	2023	3 306	151	4,6%
Domestic sales	2024	1 625		
	2023	1 714	-89	-5,2%
Export	2024	1 880		
	2023	1 698	182	10,7%



AGADOS, spol. s r.o.



Production

January-December	2024	15 842		
	2023	16 924	-1 082	-6,4%
October-December	2024	3 457		
	2023	3 306	151	4,6%

Domestic sales

January-December	2024	8 350		
	2023	9 226	-876	-9,5%
October-December	2024	1 625		
	2023	1 714	-89	-5,2%

Export

January-December	2024	7 080		
	2023	7 384	-304	-4,1%
October-December	2024	1 880		
	2023	1 698	182	10,7%

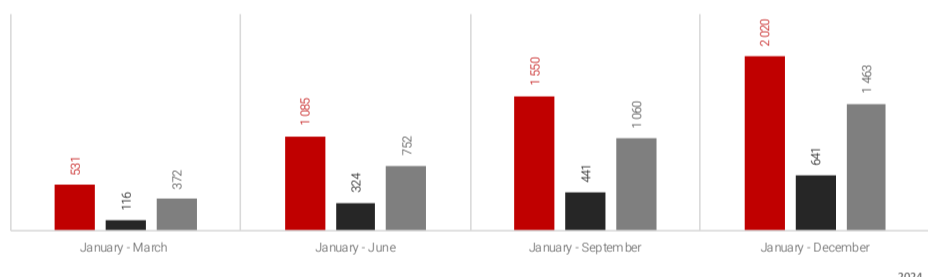
Trailers over 3,5 t

categories O3 and O4

January-December

cumulation

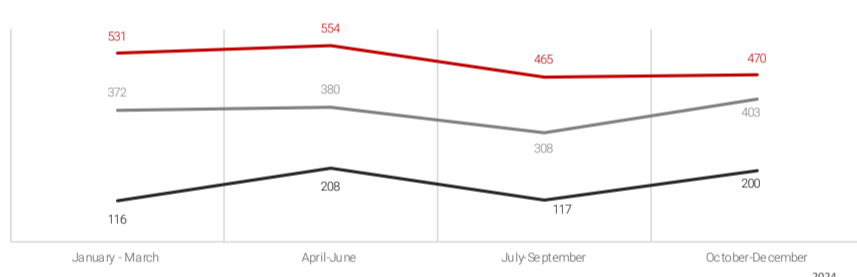
Production	2024	2 020		
	2023	1 805	215	11,9%
Domestic sales	2024	641		
	2023	1 271	-630	-49,6%
Export	2024	1 463		
	2023	1 187	276	23,3%



October-December

quarter

Production	2024	470		
	2023	461	9	2,0%
Domestic sales	2024	200		
	2023	360	-160	-44,4%
Export	2024	403		
	2023	233	170	73,0%



Schwarz Müller s.r.o.



PANAV, a.s.



AGADOS, spol. s r.o.



Production

January-December	2024	1 528		
	2023	1 283	245	19,1%
October-December	2024	368		
	2023	322	46	14,3%

January-December	2024	489		
	2023	516	-27	-5,2%
October-December	2024	102		
	2023	137	-35	-25,5%

January-December	2024	3		
	2023	6	-3	-50,0%
October-December	2024	0		
	2023	2	-2	-100,0%

Domestic sales

January-December	2024	220		
	2023	806	-586	-72,7%
October-December	2024	59		
	2023	223	-164	-73,5%

January-December	2024	419		
	2023	462	-43	-9,3%
October-December	2024	141		
	2023	137	4	2,9%

January-December	2024	2		
	2023	3	-1	-33,3%
October-December	2024	0		
	2023	0	0	n/a

Export

January-December	2024	1 396		
	2023	1 137	259	22,8%
October-December	2024	388		
	2023	219	169	77,2%

January-December	2024	67		
	2023	48	19	39,6%
October-December	2024	15		
	2023	12	3	25,0%

January-December	2024	0		
	2023	2	-2	n/a
October-December	2024	0		
	2023	2	-2	n/a



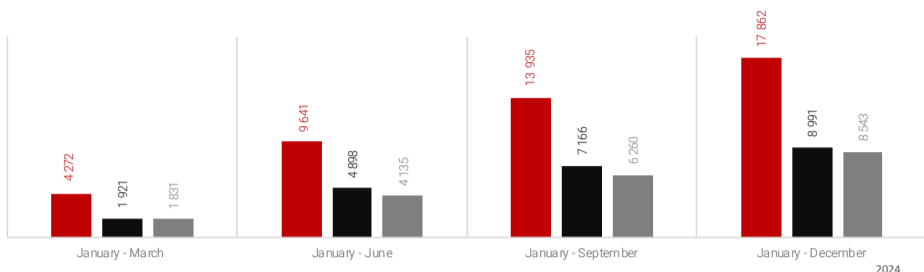
TOTAL Trailers

categories O1, O2, O3 and O4

January-December

cumulation

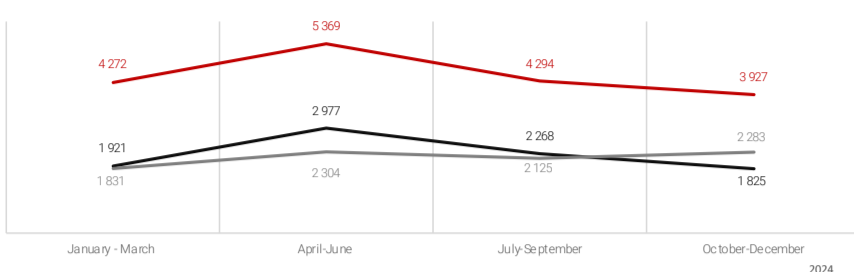
Production	2024	17 862		
	2023	18 729	-867	-4,6%
Domestic sales	2024	8 991		
	2023	10 497	-1 506	-14,3%
Export	2024	8 543		
	2023	8 571	-28	-0,3%



October-December

quarter

Production	2024	3 927		
	2023	3 767	160	4,2%
Domestic sales	2024	1 825		
	2023	2 074	-249	-12,0%
Export	2024	2 283		
	2023	1 931	352	18,2%



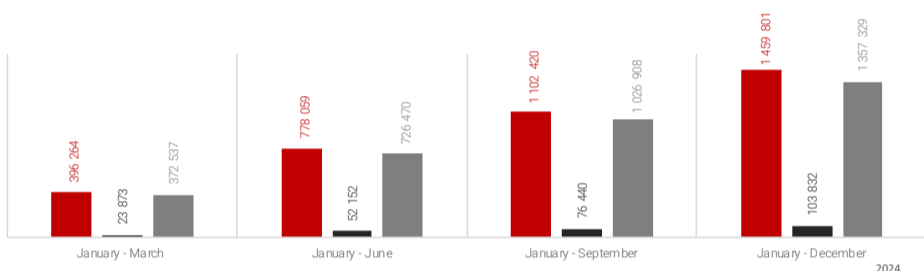
TOTAL Motor vehicles

categories M1, M2, M3, N2, N3 and L

January-December

cumulation

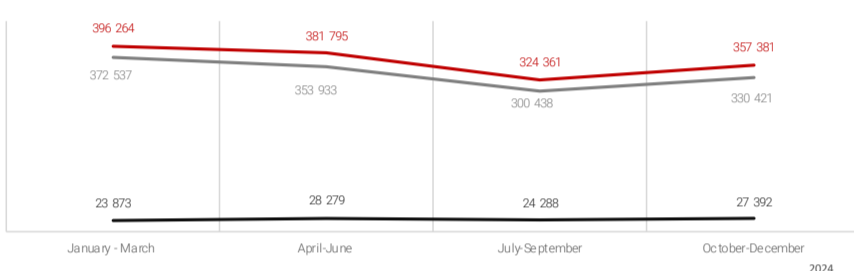
Production	2024	1 459 801		
	2023	1 405 256	54 545	3,9%
Domestic sales	2024	103 832		
	2023	107 191	-3 359	-3,1%
Export	2024	1 357 329		
	2023	1 299 391	57 938	4,5%



October-December

quarter

Production	2024	357 381		
	2023	382 149	-24 768	-6,5%
Domestic sales	2024	27 392		
	2023	28 094	-702	-2,5%
Export	2024	330 421		
	2023	354 810	-24 389	-6,9%



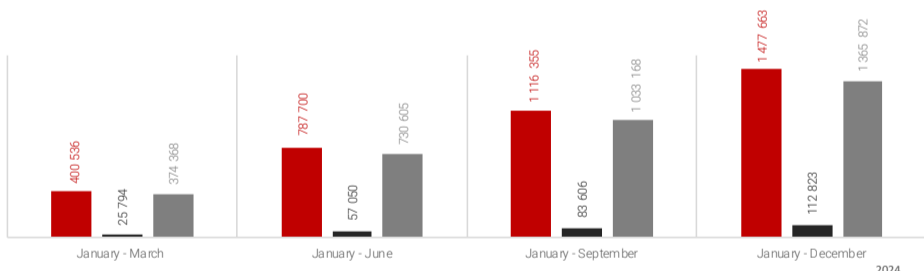
TOTAL Road vehicles

categories M1, M2, M3, N2, N3, L, O1, O2, O3 and O4

January-December

cumulation

Production	2024	1 477 663		
	2023	1 423 985	53 678	3,8%
Domestic sales	2024	112 823		
	2023	117 688	-4 865	-4,1%
Export	2024	1 365 872		
	2023	1 307 962	57 910	4,4%



October-December

quarter

Production	2024	361 308		
	2023	385 916	-24 608	-6,4%
Domestic sales	2024	29 217		
	2023	30 168	-951	-3,2%
Export	2024	332 704		
	2023	356 741	-24 037	-6,7%

