

Electric vehicle production

The category represents only a subsection of the total vehicle production. in the Czech Republic

January 2025



Passenger cars

category M1

January-January

cumulation

share of total production

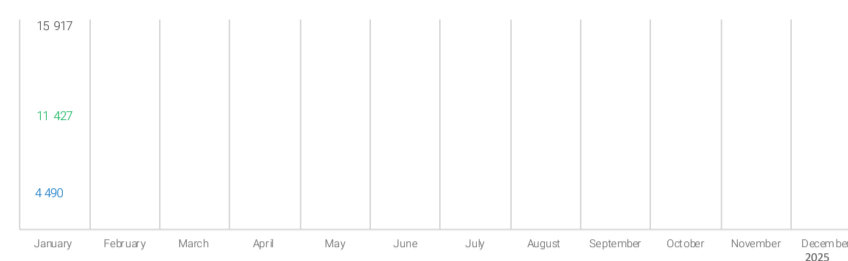

BEV	2025	2024	2025	2024	Share
BEV	11 427	6 682	4 745	71,0%	10,0%
PHEV	4 490	2 483	2 007	80,8%	3,9%
Total EV	15 917	9 165	6 752	73,7%	14,0%

January

month

share of total production

BEV	2025	2024	2025	2024	Share
BEV	11 427	6 682	4 745	71,0%	10,0%
PHEV	4 490	2 483	2 007	80,8%	3,9%
Total EV	15 917	9 165	6 752	73,7%	14,0%



ŠKODA AUTO a.s.



BEV	2025	2024	2025	2024	Share
BEV	9 067	3 406	5 661	166,2%	
PHEV	2 396	539	1 857	344,5%	
EV	11 463	3 945	7 518	190,6%	

Hyundai Motor Manufacturing Czech s.r.o.



BEV	2025	2024	2025	2024	Share
BEV	2 360	3 276	-916	-28,0%	
PHEV	2 094	1 944	150	7,7%	
EV	4 454	5 220	-766	-14,7%	



Buses

categories M1, M2

January-January

cumulation

share of total production

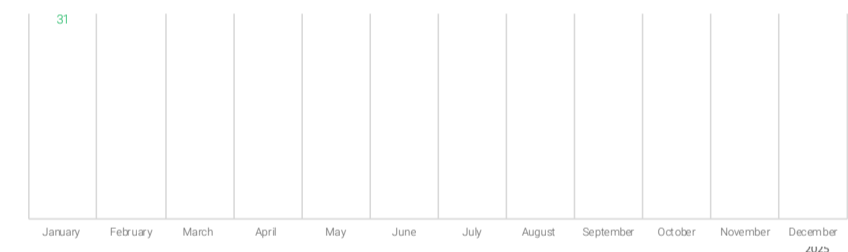

BEV	2025	2024	2025	2024	Share
BEV	31	0	31	n/a	7,3%

January

month

share of total production

BEV	2025	2024	2025	2024	Share
BEV	31	0	31	n/a	7,3%



SOR Libchavy spol. s r.o.



BEV	2025	2024	2025	2024	Share
BEV	1	0	1	n/a	

ŠKODA ELECTRIC a.s.



BEV	2025	2024	2025	2024	Share
BEV	0	0	0	n/a	

Iveco Czech Republic, a. s.



BEV	2025	2024	2025	2024	Share
BEV	30	0	30	n/a	



TOTAL Electric vehicles

categories M1, M2 and M3

January-January

cumulation

share of total production

BEV	2025	2024	2025	2024	Share
BEV	11 458	6 682	4 776	71,5%	10,0%
PHEV	4 490	2 483	2 007	80,8%	3,9%
Total EV	15 948	9 165	6 783	74,0%	14,0%

January

month

share of total production

BEV	2025	2024	2025	2024	Share
BEV	11 458	6 682	4 776	71,5%	10,0%
PHEV	4 490	2 483	2 007	80,8%	3,9%
Total EV	15 948	9 165	6 783	74,0%	14,0%

