

Vehicle production

in the Czech Republic

January 2025



Passenger cars


category M1

January-January

The category covers the production of all passenger vehicles regardless of fuel.

cumulation

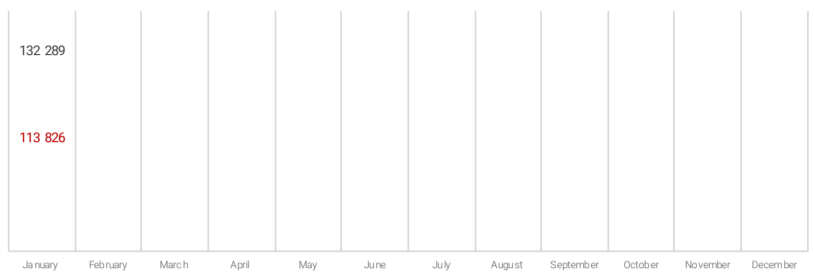
2025	113 826	-18 463	-14,0%
2024	132 289		



January

month

2025	113 826	-18 463	-14,0%
2024	132 289		



ŠKODA AUTO a.s.



January- January	2025	72 350	-9 569	-11,7%
	2024	81 919		
January	2025	72 350	-9 569	-11,7%
	2024	81 919		

Hyundai Motor
Manufacturing Czech s.r.o.



January- January	2025	21 240	-9 160	-30,1%
	2024	30 400		
January	2025	21 240	-9 160	-30,1%
	2024	30 400		

Toyota Motor
Manufacturing Czech Republic, s.r.o.



January- January	2025	20 236	266	1,3%
	2024	19 970		
January	2025	20 236	266	1,3%
	2024	19 970		




Buses

categories M2 and M3

January-January

cumulation

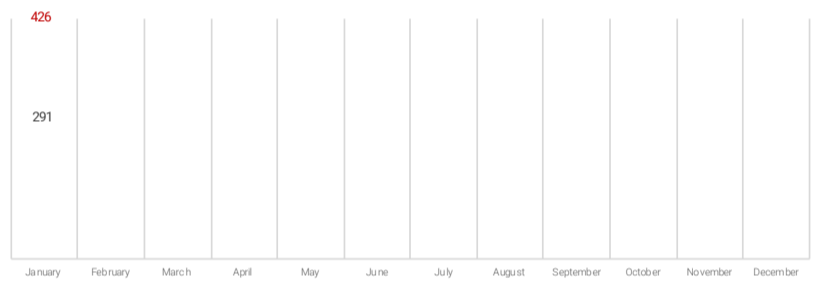
2025	426	135	46,4%
2024	291		



January

month

2025	426	135	46,4%
2024	291		



Iveco Czech Republic, a. s.



January- January	2025	418	139	49,8%
	2024	279		
January	2025	418	139	49,8%
	2024	279		

SOR Libchavý spol. s r.o.



January- January	2025	7	-3	-30,0%
	2024	10		
January	2025	7	-3	-30,0%
	2024	10		

KHMCs.r.o.



January- January	2025	1	-1	-50,0%
	2024	2		
January	2025	1	-1	-50,0%
	2024	2		

ŠKODA ELECTRIC a.s.



January- January	2025	0	0	n/a
	2024	0		
January	2025	0	0	n/a
	2024	0		



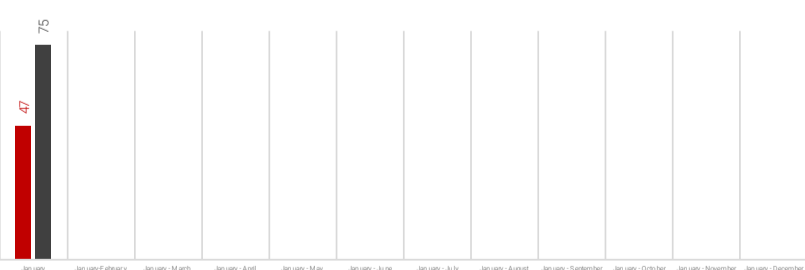
Motorcycles

category L

January-January

cumulation

2025	47	-28	-37,3%
2024	75		



January

month

2025	47	-28	-37,3%
2024	75		



JAWA Moto spol. s.r.o.



January- January	2025	47	-28	-37,3%
	2024	75		
January	2025	47	-28	-37,3%
	2024	75		