

# Electric vehicle production

The category represents only a subsection of the total vehicle production. in the Czech Republic

## February 2026



### Passenger cars

category M1

#### January-February

cumulation

share of total production

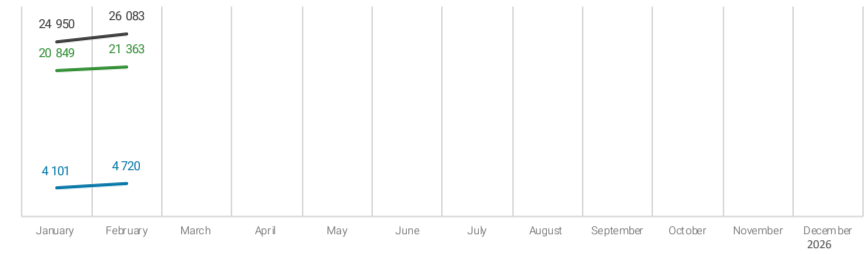

BEV	2026	42 212	11 680	38,3%
	2025	30 532		
PHEV	2026	8 821	-237	-2,6%
	2025	9 058		
Total EV	2026	51 033	11 443	28,9%
	2025	39 590		

#### February

month

share of total production

BEV	2026	21 363	2 258	11,8%
	2025	19 105		
PHEV	2026	4 720	152	3,3%
	2025	4 568		
Total EV	2026	26 083	2 410	10,2%
	2025	23 673		



ŠKODA AUTO a.s.

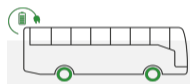


BEV	January-February	2026	36 876	12 015	48,3%
		2025	24 861		
BEV	February	2026	18 921	3 127	19,8%
		2025	15 794		
PHEV	January-February	2026	5 961	1 174	24,5%
		2025	4 787		
PHEV	February	2026	2 988	597	25,0%
		2025	2 391		
EV	January-February	2026	42 837	13 189	44,5%
		2025	29 648		
EV	February	2026	21 909	3 724	20,5%
		2025	18 185		

Hyundai Motor Manufacturing Czech s.r.o.



BEV	January-February	2026	5 336	-335	-5,9%
		2025	5 671		
BEV	February	2026	2 442	-869	-26,2%
		2025	3 311		
PHEV	January-February	2026	2 860	-1 411	-33,0%
		2025	4 271		
PHEV	February	2026	1 732	-445	-20,4%
		2025	2 177		
EV	January-February	2026	8 196	-1 746	-17,6%
		2025	9 942		
EV	February	2026	4 174	-1 314	-23,9%
		2025	5 488		



### Buses

categories M1, M2

#### January-February

cumulation

share of total production

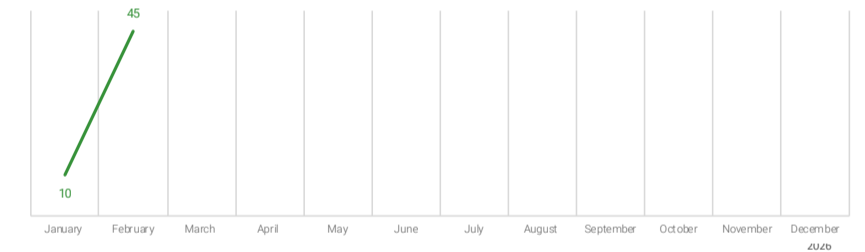

BEV	2026	55	-7	-11,3%
	2025	62		

#### February

month

share of total production

BEV	2026	45	14	45,2%
	2025	31		



SOR Libchavy spol. s r.o.



BEV	January-February	2026	11	10	1000,0%
		2025	1		
BEV	February	2026	9	9	n/a
		2025	0		

Iveco Czech Republic, a.s.



BEV	January-February	2026	44	-17	-27,9%
		2025	61		
BEV	February	2026	36	5	16,1%
		2025	31		



### TOTAL Electric vehicles

categories M1, M2 and M3

#### January-February

cumulation

share of total production

BEV	2026	42 267	11 673	38,2%
	2025	30 594		
PHEV	2026	8 821	-237	-2,6%
	2025	9 058		
Total EV	2026	51 088	11 436	28,8%
	2025	39 652		

#### February

month

share of total production

BEV	2026	21 408	2 272	11,9%
	2025	19 136		
PHEV	2026	4 720	152	3,3%
	2025	4 568		
Total EV	2026	26 128	2 424	10,2%
	2025	23 704		

