

Hybrid vehicle production

The category represents only a subsection of the total vehicle production. in the Czech Republic

February 2026



Passenger cars

category M1

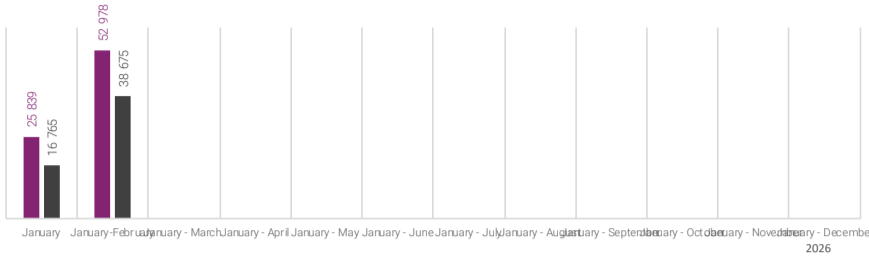
January-February

culumation

share of total production

HEV	2026	52 978	14 303	37,0%
	2025	38 675		

20,8%



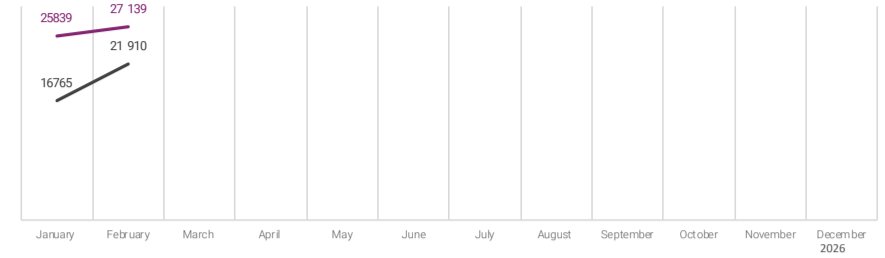
February

month

share of total production

HEV	2026	27 139	5 229	23,9%
	2025	21 910		

21,0%



Hyundai Motor Manufacturing Czech s.r.o.

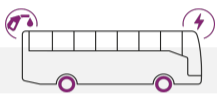


HEV	January-February	2026	13 123	-3 314	-20,2%
		2025	16 437		
February		2026	6 952	-3 988	-36,5%
		2025	10 940		

Toyota Motor Manufacturing Czech Republic, s.r.o.



January-February	2026	39 855	17 617	79,2%
	2025	22 238		
February	2026	20 187	9 217	84,0%
	2025	10 970		



Buses

categories M1, M2

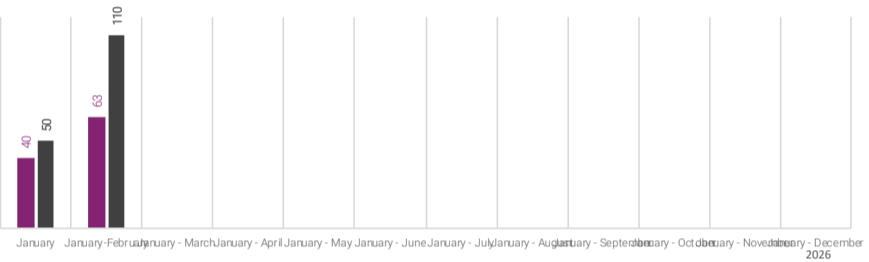
January-February

culumation

share of total production

HEV	2026	63	-47	-42,7%
	2025	110		

7,2%



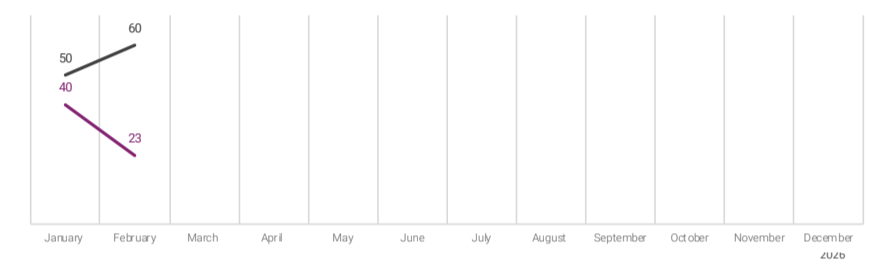
February

month

share of total production

HEV	2026	23	-37	-61,7%
	2025	60		

4,5%



Iveco Czech Republic, a. s.



HEV	January-February	2026	63	-47	-42,7%
		2025	110		
February		2026	23	-37	-61,7%
		2025	60		



TOTAL Hybrid vehicles

categories M1, M2 and M3

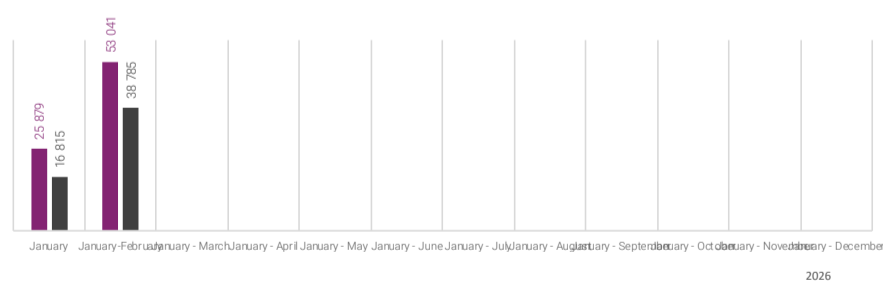
January-February

culumation

share of total production

HEV	2026	53 041	14 256	36,8%
	2025	38 785		

20,8%



February

month

share of total production

HEV	2026	27 162	5 192	23,6%
	2025	21 970		

20,9%

