

Electric vehicle production

The category represents only a subsection of the total vehicle production. in the Czech Republic

March 2026



Passenger cars


category M1

January-March

cumulation

share of total production

Category	Year	2026	2025	Change	Share
BEV	2026	65 739	15 362	30,5%	16,6%
	2025	50 377			
PHEV	2026	13 453	-1 126	-7,7%	3,4%
	2025	14 579			
Total EV	2026	79 192	14 236	21,9%	20,0%
	2025	64 956			

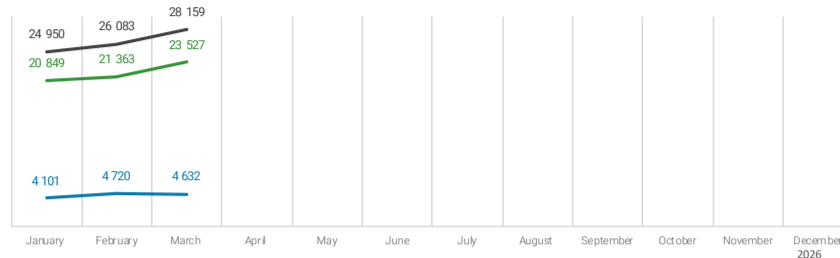


March

month

share of total production

Category	Year	2026	2025	Change	Share
BEV	2026	23 527	3 682	18,6%	16,5%
	2025	19 845			
PHEV	2026	4 632	-889	-16,1%	3,3%
	2025	5 521			
Total EV	2026	28 159	2 793	11,0%	19,8%
	2025	25 366			



ŠKODA AUTO a.s.

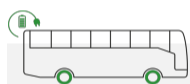


Category	Period	2026	2025	Change	Share
BEV	January-March	58 393	17 527	42,9%	42,9%
	March	21 517	5 512	34,4%	
PHEV	January-March	9 143	1 567	20,7%	20,7%
	March	3 182	393	14,1%	
EV	January-March	67 536	19 094	39,4%	39,4%
	March	24 699	5 905	31,4%	

Hyundai Motor Manufacturing Czech s.r.o.



Category	Period	2026	2025	Change	Share
BEV	January-March	7 346	-2 165	-22,8%	-22,8%
	March	2 010	-1 830	-47,7%	
PHEV	January-March	4 310	-2 693	-38,5%	-38,5%
	March	1 450	-1 282	-46,9%	
EV	January-March	11 656	-4 858	-29,4%	-29,4%
	March	3 460	-3 112	-47,4%	



Buses


categories M1, M2

January-March

cumulation

share of total production

Category	Year	2026	2025	Change	Share
BEV	2026	70	-37	-34,6%	4,9%
	2025	107			

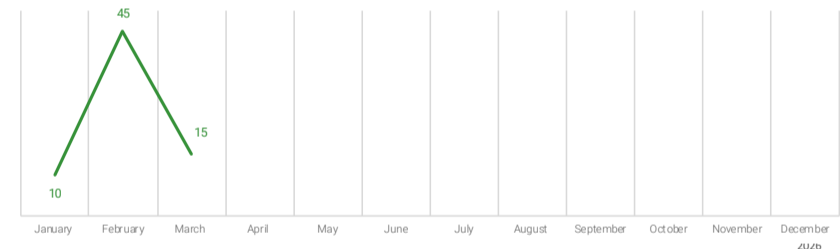


March

month

share of total production

Category	Year	2026	2025	Change	Share
BEV	2026	15	-30	-66,7%	2,7%
	2025	45			



SOR Libchavy spol. s r.o.



Category	Period	2026	2025	Change	Share
BEV	January-March	18	8	80,0%	80,0%
	March	7	-2	n/a	

Iveco Czech Republic, a. s.



Category	Period	2026	2025	Change	Share
BEV	January-March	52	-45	-46,4%	-46,4%
	March	8	-28	-77,8%	



TOTAL Electric vehicles

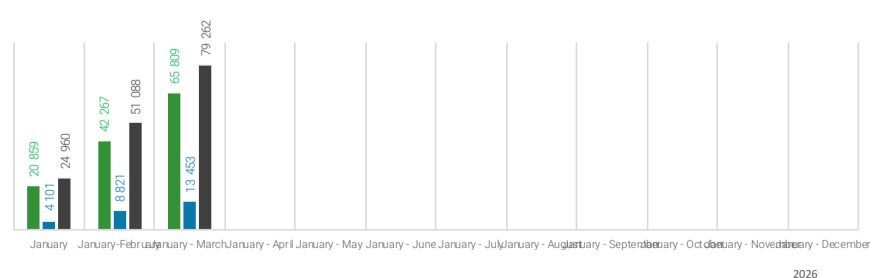
categories M1, M2 and M3

January-March

cumulation

share of total production

Category	Year	2026	2025	Change	Share
BEV	2026	65 809	15 325	30,4%	16,5%
	2025	50 484			
PHEV	2026	13 453	-1 126	-7,7%	3,4%
	2025	14 579			
Total EV	2026	79 262	14 199	21,8%	19,9%
	2025	65 063			



March

month

share of total production

Category	Year	2026	2025	Change	Share
BEV	2026	23 542	3 652	18,4%	16,5%
	2025	19 890			
PHEV	2026	4 632	-889	-16,1%	3,2%
	2025	5 521			
Total EV	2026	28 174	2 763	10,9%	19,7%
	2025	25 411			

